

SMART Program Budget Activity Report

Completed and Meets Standard Projects Detail Schedule for Quarter Ended September 30, 2018



GOB Referendum Approved by Voters on 11/4/2014 - 46 Months Since Approval

School/ Project	Original Budget	Current Budget	Prior Years Expenditures	Commitments	Current Year Expenditures	Balance
Pioneer Middle School						
Technology Infrastructure Upgrade Project Number: 257185001	275,000	111,707	111,707	-	-	-
Additional Computers to Close Gap Project Number: 257185002	263,000	262,919	262,919	-	-	-
Wireless Network Upgrade and CAT 6 Data Port Upgrade Project Number: 257185003	19,000	15,344	15,344	-	-	-
Music Instruments Project Number: 257185009	100,000	100,000	99,639	260	-	101
Track Resurfacing Project Number: p.002093	70,000	70,000	45,111	-	-	24,889
Piper High School						
Technology Infrastructure Upgrade Project Number: 190185001	488,000	287,311	287,311	-	-	-
Additional Computers to Close Gap Project Number: 190185002	460,000	459,936	459,936	-	-	-
Wireless Network Upgrade and CAT 6 Data Port Upgrade Project Number: 190185003	135,000	131,909	131,909	-	-	-
Music Instruments Project Number: 190185009	300,000	300,000	299,891	-	-	109
School Choice Enhancement Project Number: P.001772	100,000	100,000	98,384	-	-	1,616
Weight Room Renovation Project Number: P.002015	121,000	121,000	115,390	-	4,500	1,110

* Project expenditures include, but are not limited to, construction costs, design costs, permitting costs, advertising costs during the planning and procurement phase, equipment, work orders, and Program Management fees.

There may be some additional financial activity on these projects as the final payments are made and all of the purchase orders are closed-out. When the projects are closed-out remaining balances (savings) are reported to the School Board and returned to the Capital Reserve.

This is a budget and expenditure activity report, and is not a construction status report.
The accompanying introduction and notes are an integral part of this budget activity report.



SMART Program Budget Activity Report

Completed and Meets Standard Projects Detail Schedule for Quarter Ended September 30, 2018



GOB Referendum Approved by Voters on 11/4/2014 - 46 Months Since Approval

School/ Project	Original Budget	Current Budget	Prior Years Expenditures	Commitments	Current Year Expenditures	Balance
Pivot Charter School						
Charter School Technology Project Number: 532285004	58,443	58,436	58,436	-	-	-
Plantation Elementary School						
Technology Infrastructure Upgrade Project Number: 094185001	8,000	7,968	7,968	-	-	-
Additional Computers to Close Gap Project Number: 094185002	92,000	91,877	91,877	-	-	-
Wireless Network Upgrade and CAT 6 Data Port Upgrade Project Number: 094185003	88,000	80,882	80,882	-	-	-
Music Instruments Project Number: 094185009	50,000	50,000	43,608	6,278	113	1
Plantation High School						
Technology Infrastructure Upgrade Project Number: 145185001	9,000	-	-	-	-	-
Additional Computers to Close Gap Project Number: 145185002	503,000	502,967	502,967	-	-	-
Wireless Network Upgrade and CAT 6 Data Port Upgrade Project Number: 145185003	237,000	152,710	152,710	-	-	-
Music Instruments Project Number: 145185009	300,000	300,000	277,072	22,928	-	-
Track Resurfacing Project Number: P.002033	300,000	300,000	199,677	-	-	100,323
Weight Room Renovation Project Number: P.002151	121,000	121,000	-	-	120,655	345

* Project expenditures include, but are not limited to, construction costs, design costs, permitting costs, advertising costs during the planning and procurement phase, equipment, work orders, and Program Management fees.

There may be some additional financial activity on these projects as the final payments are made and all of the purchase orders are closed-out. When the projects are closed-out remaining balances (savings) are reported to the School Board and returned to the Capital Reserve.

This is a budget and expenditure activity report, and is not a construction status report.
The accompanying introduction and notes are an integral part of this budget activity report.



SMART Program Budget Activity Report

Completed and Meets Standard Projects Detail Schedule for Quarter Ended September 30, 2018



GOB Referendum Approved by Voters on 11/4/2014 - 46 Months Since Approval

School/ Project	Original Budget	Current Budget	Prior Years Expenditures	Commitments	Current Year Expenditures	Balance
Plantation Middle School						
Technology Infrastructure Upgrade Project Number: 055185001	2,000	1,999	1,999	-	-	-
Additional Computers to Close Gap Project Number: 055185002	139,000	138,951	138,951	-	-	-
Wireless Network Upgrade and CAT 6 Data Port Upgrade Project Number: 055185003	138,000	101,498	101,498	-	-	-
Music Instruments Project Number: 055185009	100,000	100,000	99,738	-	-	262
Plantation Park Elementary School						
Technology Infrastructure Upgrade Project Number: 125185001	47,000	36,217	36,217	-	-	-
Additional Computers to Close Gap Project Number: 125185002	90,000	89,950	89,950	-	-	-
Wireless Network Upgrade and CAT 6 Data Port Upgrade Project Number: 125185003	72,000	43,446	43,446	-	-	-
Pompano Beach Elementary School						
Additional Computers to Close Gap Project Number: 075185002	133,000	132,926	132,926	-	-	-
Wireless Network Upgrade and CAT 6 Data Port Upgrade Project Number: 075185003	72,000	48,540	48,540	-	-	-
Music Instruments Project Number: 075185009	50,000	50,000	47,994	1,595	68	343

* Project expenditures include, but are not limited to, construction costs, design costs, permitting costs, advertising costs during the planning and procurement phase, equipment, work orders, and Program Management fees.

There may be some additional financial activity on these projects as the final payments are made and all of the purchase orders are closed-out. When the projects are closed-out remaining balances (savings) are reported to the School Board and returned to the Capital Reserve.

This is a budget and expenditure activity report, and is not a construction status report.
The accompanying introduction and notes are an integral part of this budget activity report.



SMART Program Budget Activity Report

Completed and Meets Standard Projects Detail Schedule for Quarter Ended September 30, 2018



GOB Referendum Approved by Voters on 11/4/2014 - 46 Months Since Approval

School/ Project	Original Budget	Current Budget	Prior Years Expenditures	Commitments	Current Year Expenditures	Balance
Pompano Beach Elementary School						
School Choice Enhancement Project Number: P.001804	100,000	100,000	99,891	-	-	109
Pompano Beach High School						
Technology Infrastructure Upgrade Project Number: 018585001	255,000	140,357	140,357	-	-	-
Additional Computers to Close Gap Project Number: 018585002	209,000	208,999	208,999	-	-	-
Wireless Network Upgrade and CAT 6 Data Port Upgrade Project Number: 018585003	22,000	20,979	20,979	-	-	-
School Choice - SMART Project Number: 018585008	100,000	100,000	-	-	-	100,000
Music Instruments Project Number: 018585009	300,000	300,000	299,993	-	-	7
Track Resurfacing Project Number: P.002052	300,000	300,000	284,145	1,908	-	13,947
Pompano Beach Middle School						
Additional Computers to Close Gap Project Number: 002185002	170,000	169,889	169,889	-	-	-
Wireless Network Upgrade and CAT 6 Data Port Upgrade Project Number: 002185003	123,000	72,632	72,632	-	-	-
Music Instruments Project Number: 002185009	100,000	100,000	-	-	-	100,000
School Choice Enhancement Project Number: P.001747	100,000	100,000	99,975	-	-	25

* Project expenditures include, but are not limited to, construction costs, design costs, permitting costs, advertising costs during the planning and procurement phase, equipment, work orders, and Program Management fees.

There may be some additional financial activity on these projects as the final payments are made and all of the purchase orders are closed-out. When the projects are closed-out remaining balances (savings) are reported to the School Board and returned to the Capital Reserve.

This is a budget and expenditure activity report, and is not a construction status report.
The accompanying introduction and notes are an integral part of this budget activity report.



SMART Program Budget Activity Report

Completed and Meets Standard Projects Detail Schedule for Quarter Ended September 30, 2018



GOB Referendum Approved by Voters on 11/4/2014 - 46 Months Since Approval

School/ Project	Original Budget	Current Budget	Prior Years Expenditures	Commitments	Current Year Expenditures	Balance
Quiet Waters Elementary School						
Technology Infrastructure Upgrade Project Number: 312185001	153,000	71,399	71,399	-	-	-
Additional Computers to Close Gap Project Number: 312185002	257,000	256,981	256,981	-	-	-
Wireless Network Upgrade and CAT 6 Data Port Upgrade Project Number: 312185003	72,000	-	-	-	-	-
Ramblewood Elementary School						
Technology Infrastructure Upgrade Project Number: 272185001	17,000	6,871	6,871	-	-	-
Additional Computers to Close Gap Project Number: 272185002	179,000	178,862	178,862	-	-	-
Wireless Network Upgrade and CAT 6 Data Port Upgrade Project Number: 272185003	106,000	60,764	60,764	-	-	-
Music Instruments Project Number: 272185009	50,000	50,000	43,721	6,278	-	1
Ramblewood Middle School						
Technology Infrastructure Upgrade Project Number: 271185001	170,000	153,282	153,282	-	-	-
Additional Computers to Close Gap Project Number: 271185002	183,000	182,825	182,825	-	-	-

* Project expenditures include, but are not limited to, construction costs, design costs, permitting costs, advertising costs during the planning and procurement phase, equipment, work orders, and Program Management fees.

There may be some additional financial activity on these projects as the final payments are made and all of the purchase orders are closed-out. When the projects are closed-out remaining balances (savings) are reported to the School Board and returned to the Capital Reserve.

This is a budget and expenditure activity report, and is not a construction status report.
The accompanying introduction and notes are an integral part of this budget activity report.



SMART Program Budget Activity Report

Completed and Meets Standard Projects Detail Schedule for Quarter Ended September 30, 2018



GOB Referendum Approved by Voters on 11/4/2014 - 46 Months Since Approval

School/ Project	Original Budget	Current Budget	Prior Years Expenditures	Commitments	Current Year Expenditures	Balance
Ramblewood Middle School						
Wireless Network Upgrade and CAT 6 Data Port Upgrade Project Number: 271185003	68,000	66,413	66,413	-	-	-
Music Instruments Project Number: 271185009	100,000	100,000	99,993	-	-	7
School Choice Enhancement Project Number: P.001945	100,000	100,000	77,700	2,100	20,200	-
Renaissance Charter Middle School at Pines						
Charter School Technology Project Number: 501485004	69,233	69,233	69,233	-	-	-
Renaissance Charter School of Plantation						
Charter School Technology Project Number: 502385004	301,209	301,202	301,202	-	-	-
Renaissance Charter School at Cooper City						
Charter School Technology Project Number: 504985004	361,151	361,144	361,144	-	-	-
Renaissance Charter School at University						
Charter School Technology Project Number: 504885004	430,084	430,084	430,084	-	-	-
Renaissance Charter School of Coral Springs						
Charter School Technology Project Number: 502085004	445,968	445,891	445,891	-	-	-
Renaissance Charter Schools at Pines						
Charter School Technology Project Number: 571085004	246,062	246,057	246,057	-	-	-

* Project expenditures include, but are not limited to, construction costs, design costs, permitting costs, advertising costs during the planning and procurement phase, equipment, work orders, and Program Management fees.

There may be some additional financial activity on these projects as the final payments are made and all of the purchase orders are closed-out. When the projects are closed-out remaining balances (savings) are reported to the School Board and returned to the Capital Reserve.

This is a budget and expenditure activity report, and is not a construction status report.
The accompanying introduction and notes are an integral part of this budget activity report.



SMART Program Budget Activity Report

Completed and Meets Standard Projects Detail Schedule for Quarter Ended September 30, 2018



GOB Referendum Approved by Voters on 11/4/2014 - 46 Months Since Approval

School/ Project	Original Budget	Current Budget	Prior Years Expenditures	Commitments	Current Year Expenditures	Balance
Rickards, James S. Middle School						
Technology Infrastructure Upgrade Project Number: 212185001	17,000	14,526	14,526	-	-	-
Additional Computers to Close Gap Project Number: 212185002	200,000	199,887	199,887	-	-	-
Wireless Network Upgrade and CAT 6 Data Port Upgrade Project Number: 212185003	106,000	93,395	89,387	-	-	4,008
RISE Academy School of Science and Technology						
Charter School Technology Project Number: 542085004	82,420	82,405	82,405	-	-	-
Riverglades Elementary School						
Technology Infrastructure Upgrade Project Number: 289185001	143,000	63,958	63,958	-	-	-
Additional Computers to Close Gap Project Number: 289185002	165,000	164,983	164,983	-	-	-
Wireless Network Upgrade and CAT 6 Data Port Upgrade Project Number: 289185003	59,000	-	-	-	-	-
Music Instruments Project Number: 289185009	50,000	50,000	43,721	6,278	-	1
Riverland Elementary School						
Additional Computers to Close Gap Project Number: 015185002	122,000	121,975	121,975	-	-	-

* Project expenditures include, but are not limited to, construction costs, design costs, permitting costs, advertising costs during the planning and procurement phase, equipment, work orders, and Program Management fees.

There may be some additional financial activity on these projects as the final payments are made and all of the purchase orders are closed-out. When the projects are closed-out remaining balances (savings) are reported to the School Board and returned to the Capital Reserve.

This is a budget and expenditure activity report, and is not a construction status report.
The accompanying introduction and notes are an integral part of this budget activity report.



SMART Program Budget Activity Report

Completed and Meets Standard Projects Detail Schedule for Quarter Ended September 30, 2018



GOB Referendum Approved by Voters on 11/4/2014 - 46 Months Since Approval

School/ Project	Original Budget	Current Budget	Prior Years Expenditures	Commitments	Current Year Expenditures	Balance
Riverland Elementary School						
Wireless Network Upgrade and CAT 6 Data Port Upgrade Project Number: 015185003	44,000	33,357	33,357	-	-	-
Music Instruments Project Number: 015185009	50,000	50,000	49,890	-	-	110
Riverside Elementary School						
Technology Infrastructure Upgrade Project Number: 303185001	144,000	14,224	14,224	-	-	-
Additional Computers to Close Gap Project Number: 303185002	124,000	123,902	123,902	-	-	-
Wireless Network Upgrade and CAT 6 Data Port Upgrade Project Number: 303185003	63,000	4,834	4,834	-	-	-
Music Instruments Project Number: 303185009	50,000	50,000	18,926	-	31,073	1
Rock Island Elementary School						
Additional Computers to Close Gap Project Number: 370185002	88,000	87,992	87,992	-	-	-
Wireless Network Upgrade and CAT 6 Data Port Upgrade Project Number: 370185003	27,000	26,615	26,615	-	-	-
School Choice Enhancement Project Number: P.001755	100,000	100,000	98,996	-	990	14
Royal Palm Elementary School						
Technology Infrastructure Upgrade Project Number: 185185001	9,000	6,871	6,871	-	-	-

* Project expenditures include, but are not limited to, construction costs, design costs, permitting costs, advertising costs during the planning and procurement phase, equipment, work orders, and Program Management fees.

There may be some additional financial activity on these projects as the final payments are made and all of the purchase orders are closed-out. When the projects are closed-out remaining balances (savings) are reported to the School Board and returned to the Capital Reserve.

This is a budget and expenditure activity report, and is not a construction status report.
The accompanying introduction and notes are an integral part of this budget activity report.



SMART Program Budget Activity Report

Completed and Meets Standard Projects Detail Schedule for Quarter Ended September 30, 2018



GOB Referendum Approved by Voters on 11/4/2014 - 46 Months Since Approval

School/ Project	Original Budget	Current Budget	Prior Years Expenditures	Commitments	Current Year Expenditures	Balance
Royal Palm Elementary School						
Additional Computers to Close Gap Project Number: 185185002	119,000	118,980	118,980	-	-	-
Wireless Network Upgrade and CAT 6 Data Port Upgrade Project Number: 185185003	104,000	62,323	62,323	-	-	-
Sanders Park Elementary School						
Additional Computers to Close Gap Project Number: 089185002	116,000	115,835	115,835	-	-	-
Wireless Network Upgrade and CAT 6 Data Port Upgrade Project Number: 089185003	40,000	35,721	35,721	-	-	-
Music Instruments Project Number: 089185009	50,000	50,000	11,643	38,351	-	6
Facil Projects - SMART Project Number: 089185010	195,000	-	-	-	-	-
Sandpiper Elementary School						
Technology Infrastructure Upgrade Project Number: 306185001	39,000	21,587	21,587	-	-	-
Additional Computers to Close Gap Project Number: 306185002	169,000	168,691	168,691	-	-	-
Wireless Network Upgrade and CAT 6 Data Port Upgrade Project Number: 306185003	58,000	46,172	46,172	-	-	-
Facil Projects - SMART Project Number: 306185010	195,000	-	-	-	-	-

* Project expenditures include, but are not limited to, construction costs, design costs, permitting costs, advertising costs during the planning and procurement phase, equipment, work orders, and Program Management fees.

There may be some additional financial activity on these projects as the final payments are made and all of the purchase orders are closed-out. When the projects are closed-out remaining balances (savings) are reported to the School Board and returned to the Capital Reserve.

This is a budget and expenditure activity report, and is not a construction status report.
The accompanying introduction and notes are an integral part of this budget activity report.



SMART Program Budget Activity Report

Completed and Meets Standard Projects Detail Schedule for Quarter Ended September 30, 2018



GOB Referendum Approved by Voters on 11/4/2014 - 46 Months Since Approval

School/ Project	Original Budget	Current Budget	Prior Years Expenditures	Commitments	Current Year Expenditures	Balance
Sandpiper Elementary School						
School Choice Enhancement Project Number: P.001707	100,000	100,000	15,009	84,361	-	630
Sawgrass Elementary School						
Technology Infrastructure Upgrade Project Number: 340185001	91,000	49,079	49,079	-	-	-
Additional Computers to Close Gap Project Number: 340185002	194,000	193,950	193,950	-	-	-
Wireless Network Upgrade and CAT 6 Data Port Upgrade Project Number: 340185003	116,000	81,827	81,827	-	-	-
Music Instruments Project Number: 340185009	50,000	50,000	49,960	-	40	-
Sawgrass Springs Middle School						
Technology Infrastructure Upgrade Project Number: 343185001	200,000	92,568	92,568	-	-	-
Additional Computers to Close Gap Project Number: 343185002	188,000	187,997	187,997	-	-	-
Wireless Network Upgrade and CAT 6 Data Port Upgrade Project Number: 343185003	73,000	71,249	71,249	-	-	-
Music Instruments Project Number: 343185009	100,000	100,000	99,995	-	-	5
School Choice Enhancement Project Number: P.001963	100,000	100,000	99,996	-	-	4

* Project expenditures include, but are not limited to, construction costs, design costs, permitting costs, advertising costs during the planning and procurement phase, equipment, work orders, and Program Management fees.

There may be some additional financial activity on these projects as the final payments are made and all of the purchase orders are closed-out. When the projects are closed-out remaining balances (savings) are reported to the School Board and returned to the Capital Reserve.

This is a budget and expenditure activity report, and is not a construction status report.
The accompanying introduction and notes are an integral part of this budget activity report.



SMART Program Budget Activity Report

Completed and Meets Standard Projects Detail Schedule for Quarter Ended September 30, 2018



GOB Referendum Approved by Voters on 11/4/2014 - 46 Months Since Approval

School/ Project	Original Budget	Current Budget	Prior Years Expenditures	Commitments	Current Year Expenditures	Balance
Sea Castle Elementary School						
Technology Infrastructure Upgrade Project Number: 287185001	26,000	20,781	20,781	-	-	-
Additional Computers to Close Gap Project Number: 287185002	162,000	161,980	161,980	-	-	-
Wireless Network Upgrade and CAT 6 Data Port Upgrade Project Number: 287185003	111,000	72,206	72,206	-	-	-
Music Instruments Project Number: 287185009	50,000	50,000	18,602	31,073	-	325
School Choice Enhancement Project Number: P.001799	100,000	100,000	98,744	1,064	175	17
Seagull Alternative High School						
Technology Infrastructure Upgrade Project Number: 060185001	26,000	4,081	4,081	-	-	-
Wireless Network Upgrade and CAT 6 Data Port Upgrade Project Number: 060185003	100,000	65,631	65,630	-	-	1
Seminole Middle School						
Technology Infrastructure Upgrade Project Number: 189185001	196,000	161,685	161,685	-	-	-
Additional Computers to Close Gap Project Number: 189185002	204,000	203,869	203,869	-	-	-
Wireless Network Upgrade and CAT 6 Data Port Upgrade Project Number: 189185003	56,000	50,606	50,606	-	-	-

* Project expenditures include, but are not limited to, construction costs, design costs, permitting costs, advertising costs during the planning and procurement phase, equipment, work orders, and Program Management fees.

There may be some additional financial activity on these projects as the final payments are made and all of the purchase orders are closed-out. When the projects are closed-out remaining balances (savings) are reported to the School Board and returned to the Capital Reserve.

This is a budget and expenditure activity report, and is not a construction status report.
The accompanying introduction and notes are an integral part of this budget activity report.



SMART Program Budget Activity Report

Completed and Meets Standard Projects Detail Schedule for Quarter Ended September 30, 2018



GOB Referendum Approved by Voters on 11/4/2014 - 46 Months Since Approval

School/ Project	Original Budget	Current Budget	Prior Years Expenditures	Commitments	Current Year Expenditures	Balance
Seminole Middle School						
Music Instruments Project Number: 189185009	100,000	100,000	99,990	-	-	10
Track Resurfacing Project Number: p.002094	70,000	70,000	45,100	-	-	24,900
Sheridan Hills Elementary School						
Additional Computers to Close Gap Project Number: 181185002	115,000	114,944	114,944	-	-	-
Wireless Network Upgrade and CAT 6 Data Port Upgrade Project Number: 181185003	68,000	61,030	61,030	-	-	-
Music Instruments Project Number: 181185009	50,000	50,000	43,449	6,550	-	1
School Choice Enhancement Project Number: P.001840	100,000	100,000	85,591	-	14,200	209
Sheridan Park Elementary School						
Technology Infrastructure Upgrade Project Number: 132185001	17,000	11,501	11,501	-	-	-
Additional Computers to Close Gap Project Number: 132185002	184,000	183,857	183,857	-	-	-
Wireless Network Upgrade and CAT 6 Data Port Upgrade Project Number: 132185003	99,000	54,785	54,785	-	-	-
Music Instruments Project Number: 132185009	50,000	50,000	22,741	8,469	18,787	3

* Project expenditures include, but are not limited to, construction costs, design costs, permitting costs, advertising costs during the planning and procurement phase, equipment, work orders, and Program Management fees.

There may be some additional financial activity on these projects as the final payments are made and all of the purchase orders are closed-out. When the projects are closed-out remaining balances (savings) are reported to the School Board and returned to the Capital Reserve.

This is a budget and expenditure activity report, and is not a construction status report.
The accompanying introduction and notes are an integral part of this budget activity report.



SMART Program Budget Activity Report

Completed and Meets Standard Projects Detail Schedule for Quarter Ended September 30, 2018



GOB Referendum Approved by Voters on 11/4/2014 - 46 Months Since Approval

School/ Project	Original Budget	Current Budget	Prior Years Expenditures	Commitments	Current Year Expenditures	Balance
Sheridan Technical Center						
Technology Infrastructure Upgrade Project Number: 105185001	364,000	360,680	360,680	-	-	-
Wireless Network Upgrade and CAT 6 Data Port Upgrade Project Number: 105185003	92,000	91,999	91,999	-	-	-
Sheridan Technical High School						
Wireless Network Upgrade and CAT 6 Data Port Upgrade Project Number: 042285003	40,000	34,038	34,038	-	-	-
Silver Lakes Elementary School						
Technology Infrastructure Upgrade Project Number: 337185001	134,000	84,626	84,626	-	-	-
Additional Computers to Close Gap Project Number: 337185002	158,000	157,944	157,944	-	-	-
Wireless Network Upgrade and CAT 6 Data Port Upgrade Project Number: 337185003	95,000	58,044	58,044	-	-	-
Silver Lakes Middle School						
Technology Infrastructure Upgrade Project Number: 297185001	17,000	3,224	3,224	-	-	-
Additional Computers to Close Gap Project Number: 297185002	65,000	64,969	64,969	-	-	-
Wireless Network Upgrade and CAT 6 Data Port Upgrade Project Number: 297185003	67,000	41,699	41,699	-	-	-

* Project expenditures include, but are not limited to, construction costs, design costs, permitting costs, advertising costs during the planning and procurement phase, equipment, work orders, and Program Management fees.

There may be some additional financial activity on these projects as the final payments are made and all of the purchase orders are closed-out. When the projects are closed-out remaining balances (savings) are reported to the School Board and returned to the Capital Reserve.

This is a budget and expenditure activity report, and is not a construction status report.
The accompanying introduction and notes are an integral part of this budget activity report.



SMART Program Budget Activity Report

Completed and Meets Standard Projects Detail Schedule for Quarter Ended September 30, 2018



GOB Referendum Approved by Voters on 11/4/2014 - 46 Months Since Approval

School/ Project	Original Budget	Current Budget	Prior Years Expenditures	Commitments	Current Year Expenditures	Balance
Silver Lakes Middle School						
Music Instruments Project Number: 297185009	100,000	100,000	99,862	-	-	138
Silver Palms Elementary School						
Technology Infrastructure Upgrade Project Number: 349185001	123,000	65,648	65,648	-	-	-
Additional Computers to Close Gap Project Number: 349185002	206,000	205,848	205,848	-	-	-
Wireless Network Upgrade and CAT 6 Data Port Upgrade Project Number: 349185003	54,000	1,881	1,881	-	-	-
Music Instruments Project Number: 349185009	50,000	50,000	18,710	31,289	-	1
Silver Ridge Elementary School						
Technology Infrastructure Upgrade Project Number: 308185001	95,000	44,397	44,397	-	-	-
Additional Computers to Close Gap Project Number: 308185002	260,000	259,931	259,931	-	-	-
Wireless Network Upgrade and CAT 6 Data Port Upgrade Project Number: 308185003	109,000	61,787	61,787	-	-	-
Music Instruments Project Number: 308185009	50,000	50,000	49,477	243	280	-
School Choice Enhancement Project Number: P.001957	100,000	100,000	99,989	-	-	11

* Project expenditures include, but are not limited to, construction costs, design costs, permitting costs, advertising costs during the planning and procurement phase, equipment, work orders, and Program Management fees.

There may be some additional financial activity on these projects as the final payments are made and all of the purchase orders are closed-out. When the projects are closed-out remaining balances (savings) are reported to the School Board and returned to the Capital Reserve.

This is a budget and expenditure activity report, and is not a construction status report.
The accompanying introduction and notes are an integral part of this budget activity report.



SMART Program Budget Activity Report

Completed and Meets Standard Projects Detail Schedule for Quarter Ended September 30, 2018



GOB Referendum Approved by Voters on 11/4/2014 - 46 Months Since Approval

School/ Project	Original Budget	Current Budget	Prior Years Expenditures	Commitments	Current Year Expenditures	Balance
Silver Shores Elementary School						
Technology Infrastructure Upgrade Project Number: 358185001	30,000	28,821	28,821	-	-	-
Additional Computers to Close Gap Project Number: 358185002	83,000	82,976	82,976	-	-	-
Wireless Network Upgrade and CAT 6 Data Port Upgrade Project Number: 358185003	82,000	81,990	81,990	-	-	-
Music Instruments Project Number: 358185009	50,000	50,000	18,889	31,073	-	38
Silver Trail Middle School						
Technology Infrastructure Upgrade Project Number: 333185001	251,000	198,353	198,353	-	-	-
Additional Computers to Close Gap Project Number: 333185002	316,000	315,943	315,943	-	-	-
Wireless Network Upgrade and CAT 6 Data Port Upgrade Project Number: 333185003	78,000	47,109	47,109	-	-	0
Music Instruments Project Number: 333185009	100,000	100,000	99,999	-	-	1
Facil Projects - SMART Project Number: 333185010	233,000	-	-	-	-	-
	-	605,000	194,553	80	-	410,367
Project Number: P.001650						

* Project expenditures include, but are not limited to, construction costs, design costs, permitting costs, advertising costs during the planning and procurement phase, equipment, work orders, and Program Management fees.

There may be some additional financial activity on these projects as the final payments are made and all of the purchase orders are closed-out. When the projects are closed-out remaining balances (savings) are reported to the School Board and returned to the Capital Reserve.

This is a budget and expenditure activity report, and is not a construction status report.
The accompanying introduction and notes are an integral part of this budget activity report.



SMART Program Budget Activity Report

Completed and Meets Standard Projects Detail Schedule for Quarter Ended September 30, 2018



GOB Referendum Approved by Voters on 11/4/2014 - 46 Months Since Approval

School/ Project	Original Budget	Current Budget	Prior Years Expenditures	Commitments	Current Year Expenditures	Balance
Somerset Academy Charter Conservatory High						
Charter School Technology Project Number: 539685004	35,665	35,656	35,656	-	-	-
Somerset Academy Charter High School Miramar Campus						
Charter School Technology Project Number: 500785004	84,219	84,214	84,214	-	-	-
Somerset Academy Charter School Miramar						
Charter School Technology Project Number: 540585004	193,613	193,605	193,605	-	-	-
Somerset Academy Davie Charter School						
Charter School Technology Project Number: 521185004	45,256	45,251	45,251	-	-	-
Somerset Academy East Preparatory						
Charter School Technology Project Number: 539185004	87,515	87,511	87,511	-	-	-
Somerset Academy Elementary						
Charter School Technology Project Number: 514185004	280,529	280,507	280,507	-	-	-
Somerset Academy High						
Charter School Technology Project Number: 522185004	329,381	329,375	329,375	-	-	-
Somerset Academy Hollywood						
Charter School Technology Project Number: 538785004	17,083	17,080	17,080	-	-	-

* Project expenditures include, but are not limited to, construction costs, design costs, permitting costs, advertising costs during the planning and procurement phase, equipment, work orders, and Program Management fees.

There may be some additional financial activity on these projects as the final payments are made and all of the purchase orders are closed-out. When the projects are closed-out remaining balances (savings) are reported to the School Board and returned to the Capital Reserve.

This is a budget and expenditure activity report, and is not a construction status report.
The accompanying introduction and notes are an integral part of this budget activity report.



SMART Program Budget Activity Report

Completed and Meets Standard Projects Detail Schedule for Quarter Ended September 30, 2018



GOB Referendum Approved by Voters on 11/4/2014 - 46 Months Since Approval

School/ Project	Original Budget	Current Budget	Prior Years Expenditures	Commitments	Current Year Expenditures	Balance
Somerset Academy Hollywood Middle School						
Charter School Technology Project Number: 541985004	3,297	3,293	3,293	-	-	-
Somerset Academy Middle						
Charter School Technology Project Number: 515185004	249,059	249,055	249,055	-	-	-
Somerset Academy Miramar Middle						
Charter School Technology Project Number: 540685004	131,573	131,539	131,539	-	-	-
Somerset Academy Neighborhood						
Charter School Technology Project Number: 502185004	158,247	158,237	158,237	-	-	-
Somerset Academy Pompano						
Charter School Technology Project Number: 538885004	49,452	49,451	49,451	-	-	-
Somerset Academy Pompano Middle						
Charter School Technology Project Number: 541385004	6,893	6,885	6,885	-	-	-
Somerset Academy Village Charter Middle School						
Charter School Technology Project Number: 500285004	33,268	33,265	33,265	-	-	-
Somerset Charter Academy @ North Lauderdale						
Charter School Technology Project Number: 500385004	212,794	212,787	212,787	-	-	-

* Project expenditures include, but are not limited to, construction costs, design costs, permitting costs, advertising costs during the planning and procurement phase, equipment, work orders, and Program Management fees.

There may be some additional financial activity on these projects as the final payments are made and all of the purchase orders are closed-out. When the projects are closed-out remaining balances (savings) are reported to the School Board and returned to the Capital Reserve.

This is a budget and expenditure activity report, and is not a construction status report.
The accompanying introduction and notes are an integral part of this budget activity report.



SMART Program Budget Activity Report

Completed and Meets Standard Projects Detail Schedule for Quarter Ended September 30, 2018



GOB Referendum Approved by Voters on 11/4/2014 - 46 Months Since Approval

School/ Project	Original Budget	Current Budget	Prior Years Expenditures	Commitments	Current Year Expenditures	Balance
Somerset Miramar South						
Charter School Technology Project Number: 505485004	31,470	31,469	31,469	-	-	-
Somerset Pines Academy						
Charter School Technology Project Number: 503085004	146,558	146,548	146,548	-	-	-
Somerset Prep Charter High Broward Campus						
Charter School Technology Project Number: 500685004	66,835	66,831	66,831	-	-	-
Somerset Preparatory Charter Middle School						
Charter School Technology Project Number: 544185004	101,002	100,993	100,993	-	-	-
Somerset Village Academy						
Charter School Technology Project Number: 500485004	74,328	74,319	74,319	-	-	-
South Broward High School						
Additional Computers to Close Gap Project Number: 017185002	421,000	420,995	420,995	-	-	-
Wireless Network Upgrade and CAT 6 Data Port Upgrade Project Number: 017185003	181,000	159,681	159,681	-	-	-
Weight Room Renovation Project Number: p.002023	121,000	121,000	120,176	-	-	824
South Plantation High School						
Technology Infrastructure Upgrade Project Number: 235185001	371,000	238,150	238,150	-	-	-

* Project expenditures include, but are not limited to, construction costs, design costs, permitting costs, advertising costs during the planning and procurement phase, equipment, work orders, and Program Management fees.

There may be some additional financial activity on these projects as the final payments are made and all of the purchase orders are closed-out. When the projects are closed-out remaining balances (savings) are reported to the School Board and returned to the Capital Reserve.

This is a budget and expenditure activity report, and is not a construction status report.
The accompanying introduction and notes are an integral part of this budget activity report.



SMART Program Budget Activity Report

Completed and Meets Standard Projects Detail Schedule for Quarter Ended September 30, 2018



GOB Referendum Approved by Voters on 11/4/2014 - 46 Months Since Approval

School/ Project	Original Budget	Current Budget	Prior Years Expenditures	Commitments	Current Year Expenditures	Balance
South Plantation High School						
Additional Computers to Close Gap Project Number: 235185002	549,000	548,915	548,915	-	-	-
Wireless Network Upgrade and CAT 6 Data Port Upgrade Project Number: 235185003	122,000	117,876	117,876	-	-	-
Music Instruments Project Number: 235185009	300,000	300,000	299,991	-	-	9
Stephen Foster Elementary School						
Additional Computers to Close Gap Project Number: 092185002	49,000	48,913	48,913	-	-	-
Wireless Network Upgrade and CAT 6 Data Port Upgrade Project Number: 092185003	82,000	74,617	74,617	-	-	-
Music Instruments Project Number: 092185009	50,000	50,000	48,601	-	845	554
Stirling Elementary School						
Additional Computers to Close Gap Project Number: 069185002	198,000	197,883	197,883	-	-	-
Wireless Network Upgrade and CAT 6 Data Port Upgrade Project Number: 069185003	84,000	57,716	57,716	-	-	-
Music Instruments Project Number: 069185009	50,000	50,000	50,000	-	-	-
School Choice Enhancement Project Number: P.001962	100,000	100,000	99,885	-	-	115

* Project expenditures include, but are not limited to, construction costs, design costs, permitting costs, advertising costs during the planning and procurement phase, equipment, work orders, and Program Management fees.

There may be some additional financial activity on these projects as the final payments are made and all of the purchase orders are closed-out. When the projects are closed-out remaining balances (savings) are reported to the School Board and returned to the Capital Reserve.

This is a budget and expenditure activity report, and is not a construction status report.
The accompanying introduction and notes are an integral part of this budget activity report.



SMART Program Budget Activity Report

Completed and Meets Standard Projects Detail Schedule for Quarter Ended September 30, 2018



GOB Referendum Approved by Voters on 11/4/2014 - 46 Months Since Approval

School/ Project	Original Budget	Current Budget	Prior Years Expenditures	Commitments	Current Year Expenditures	Balance
Stoneman Douglas High School						
Technology Infrastructure Upgrade Project Number: 301185001	441,000	335,493	335,493	-	-	-
Additional Computers to Close Gap Project Number: 301185002	830,000	829,903	829,903	-	-	-
Wireless Network Upgrade and CAT 6 Data Port Upgrade Project Number: 301185003	38,000	26,755	26,755	-	-	-
Music Instruments Project Number: 301185009	300,000	300,000	300,000	-	-	-
Weight Room Renovation Project Number: p.002162	121,000	121,000	-	-	120,995	5
Stranahan High School						
Technology Infrastructure Upgrade Project Number: 021185001	8,000	4,812	4,812	-	-	-
Additional Computers to Close Gap Project Number: 021185002	305,000	304,903	304,903	-	-	-
Wireless Network Upgrade and CAT 6 Data Port Upgrade Project Number: 021185003	230,000	154,519	154,519	-	-	-
Music Instruments Project Number: 021185009	100,000	100,000	93,724	-	-	6,276
Weight Room Renovation Project Number: P.001995	121,000	121,000	113,559	-	-	7,441
Track Resurfacing Project Number: p.002107	300,000	300,000	300,000	-	-	-

* Project expenditures include, but are not limited to, construction costs, design costs, permitting costs, advertising costs during the planning and procurement phase, equipment, work orders, and Program Management fees.

There may be some additional financial activity on these projects as the final payments are made and all of the purchase orders are closed-out. When the projects are closed-out remaining balances (savings) are reported to the School Board and returned to the Capital Reserve.

This is a budget and expenditure activity report, and is not a construction status report.
The accompanying introduction and notes are an integral part of this budget activity report.



SMART Program Budget Activity Report

Completed and Meets Standard Projects Detail Schedule for Quarter Ended September 30, 2018



GOB Referendum Approved by Voters on 11/4/2014 - 46 Months Since Approval

School/ Project	Original Budget	Current Budget	Prior Years Expenditures	Commitments	Current Year Expenditures	Balance
SunEd High School						
Charter School Technology Project Number: 506085004	107,296	107,283	107,283	-	-	-
Sunland Park Academy						
Additional Computers to Close Gap Project Number: 061185002	29,000	28,768	28,768	-	-	-
Wireless Network Upgrade and CAT 6 Data Port Upgrade Project Number: 061185003	26,000	25,850	25,850	-	-	-
Music Instruments Project Number: 061185009	50,000	50,000	39,337	4,385	6,278	-
School Choice Enhancement Project Number: P.001928	100,000	100,000	98,160	146	1,579	115
Sunrise Middle School						
Additional Computers to Close Gap Project Number: 025185002	185,000	184,884	184,884	-	-	-
Wireless Network Upgrade and CAT 6 Data Port Upgrade Project Number: 025185003	132,000	129,428	129,428	-	-	-
Music Instruments Project Number: 025185009	100,000	100,000	99,999	-	-	1
Sunset Lakes Elementary School						
Technology Infrastructure Upgrade Project Number: 366185001	9,000	-	-	-	-	-
Additional Computers to Close Gap Project Number: 366185002	195,000	194,803	194,803	-	-	-

* Project expenditures include, but are not limited to, construction costs, design costs, permitting costs, advertising costs during the planning and procurement phase, equipment, work orders, and Program Management fees.

There may be some additional financial activity on these projects as the final payments are made and all of the purchase orders are closed-out. When the projects are closed-out remaining balances (savings) are reported to the School Board and returned to the Capital Reserve.

This is a budget and expenditure activity report, and is not a construction status report.
The accompanying introduction and notes are an integral part of this budget activity report.



SMART Program Budget Activity Report

Completed and Meets Standard Projects Detail Schedule for Quarter Ended September 30, 2018



GOB Referendum Approved by Voters on 11/4/2014 - 46 Months Since Approval

School/ Project	Original Budget	Current Budget	Prior Years Expenditures	Commitments	Current Year Expenditures	Balance
Sunset Lakes Elementary School						
Wireless Network Upgrade and CAT 6 Data Port Upgrade Project Number: 366185003	82,000	74,850	73,283	-	-	1,567
Music Instruments Project Number: 366185009	50,000	50,000	43,721	-	6,278	1
Sunshine Elementary						
Charter School Technology Project Number: 540085004	86,916	86,895	86,895	-	-	-
Sunshine Elementary School						
Additional Computers to Close Gap Project Number: 117185002	190,000	189,970	189,970	-	-	-
Wireless Network Upgrade and CAT 6 Data Port Upgrade Project Number: 117185003	94,000	60,310	60,310	-	-	-
School Choice - SMART Project Number: 117185008	100,000	100,000	-	-	-	100,000
Music Instruments Project Number: 117185009	50,000	50,000	28,514	12,961	8,523	2
Facil Projects - SMART Project Number: 117185010	60,000	-	-	-	-	-
Tamarac Elementary School						
Technology Infrastructure Upgrade Project Number: 262185001	26,000	9,206	9,206	-	-	-
Additional Computers to Close Gap Project Number: 262185002	251,000	250,988	250,988	-	-	-

* Project expenditures include, but are not limited to, construction costs, design costs, permitting costs, advertising costs during the planning and procurement phase, equipment, work orders, and Program Management fees.

There may be some additional financial activity on these projects as the final payments are made and all of the purchase orders are closed-out. When the projects are closed-out remaining balances (savings) are reported to the School Board and returned to the Capital Reserve.

This is a budget and expenditure activity report, and is not a construction status report.
The accompanying introduction and notes are an integral part of this budget activity report.



SMART Program Budget Activity Report

Completed and Meets Standard Projects Detail Schedule for Quarter Ended September 30, 2018



GOB Referendum Approved by Voters on 11/4/2014 - 46 Months Since Approval

School/ Project	Original Budget	Current Budget	Prior Years Expenditures	Commitments	Current Year Expenditures	Balance
Tamarac Elementary School						
Wireless Network Upgrade and CAT 6 Data Port Upgrade Project Number: 262185003	134,000	89,195	89,195	-	-	-
Music Instruments Project Number: 262185009	50,000	50,000	48,961	445	593	1
School Choice Enhancement Project Number: P.001761	100,000	100,000	60,922	32,791	6,225	62
Taravella, J.P. High School						
Technology Infrastructure Upgrade Project Number: 275185001	429,000	289,381	289,381	-	-	-
Additional Computers to Close Gap Project Number: 275185002	788,000	787,980	787,980	-	-	-
Wireless Network Upgrade and CAT 6 Data Port Upgrade Project Number: 275185003	133,000	133,000	133,000	-	-	-
Music Instruments Project Number: 275185009	300,000	300,000	299,999	-	-	1
Track Resurfacing Project Number: p.002106	300,000	300,000	269,796	30,204	-	-
Weight Room Renovation Project Number: P.002156	121,000	121,000	-	-	115,995	5,005
Tedder Elementary School						
Additional Computers to Close Gap Project Number: 057185002	90,000	89,916	89,916	-	-	-
Wireless Network Upgrade and CAT 6 Data Port Upgrade Project Number: 057185003	55,000	53,550	53,550	-	-	-

* Project expenditures include, but are not limited to, construction costs, design costs, permitting costs, advertising costs during the planning and procurement phase, equipment, work orders, and Program Management fees.

There may be some additional financial activity on these projects as the final payments are made and all of the purchase orders are closed-out. When the projects are closed-out remaining balances (savings) are reported to the School Board and returned to the Capital Reserve.

This is a budget and expenditure activity report, and is not a construction status report.
The accompanying introduction and notes are an integral part of this budget activity report.



SMART Program Budget Activity Report

Completed and Meets Standard Projects Detail Schedule for Quarter Ended September 30, 2018



GOB Referendum Approved by Voters on 11/4/2014 - 46 Months Since Approval

School/ Project	Original Budget	Current Budget	Prior Years Expenditures	Commitments	Current Year Expenditures	Balance
Tedder Elementary School						
Music Instruments Project Number: 057185009	50,000	50,000	43,641	6,358	-	1
Tequesta Trace Middle School						
Technology Infrastructure Upgrade Project Number: 315185001	166,000	135,139	135,139	-	-	-
Additional Computers to Close Gap Project Number: 315185002	204,000	203,856	203,856	-	-	-
Wireless Network Upgrade and CAT 6 Data Port Upgrade Project Number: 315185003	72,000	61,293	61,293	-	-	-
Music Instruments Project Number: 315185009	100,000	100,000	99,398	598	-	4
The Quest Center						
Additional Computers to Close Gap Project Number: 102185002	22,000	21,932	21,932	-	-	-
Wireless Network Upgrade and CAT 6 Data Port Upgrade Project Number: 102185003	54,000	42,202	42,202	-	-	-
Music Instruments Project Number: 102185009	50,000	50,000	24,032	17,836	7,084	1,048
Facil Projects - SMART Project Number: 102185010	90,000	-	-	-	-	-
Thurgood Marshall Elementary School						
Additional Computers to Close Gap Project Number: 329185002	100,000	99,848	99,848	-	-	-

* Project expenditures include, but are not limited to, construction costs, design costs, permitting costs, advertising costs during the planning and procurement phase, equipment, work orders, and Program Management fees.

There may be some additional financial activity on these projects as the final payments are made and all of the purchase orders are closed-out. When the projects are closed-out remaining balances (savings) are reported to the School Board and returned to the Capital Reserve.

This is a budget and expenditure activity report, and is not a construction status report.
The accompanying introduction and notes are an integral part of this budget activity report.



SMART Program Budget Activity Report

Completed and Meets Standard Projects Detail Schedule for Quarter Ended September 30, 2018



GOB Referendum Approved by Voters on 11/4/2014 - 46 Months Since Approval

School/ Project	Original Budget	Current Budget	Prior Years Expenditures	Commitments	Current Year Expenditures	Balance
Thurgood Marshall Elementary School						
Wireless Network Upgrade and CAT 6 Data Port Upgrade Project Number: 329185003	49,000	5,937	5,937	-	-	-
Tradewinds Elementary School						
Technology Infrastructure Upgrade Project Number: 348185001	4,000	3,969	3,969	-	-	-
Additional Computers to Close Gap Project Number: 348185002	314,000	313,806	313,806	-	-	-
Wireless Network Upgrade and CAT 6 Data Port Upgrade Project Number: 348185003	106,000	81,804	81,804	-	-	-
Tropical Elementary School						
Technology Infrastructure Upgrade Project Number: 073185001	66,000	35,375	35,375	-	-	-
Additional Computers to Close Gap Project Number: 073185002	132,000	131,934	131,934	-	-	-
Wireless Network Upgrade and CAT 6 Data Port Upgrade Project Number: 073185003	84,000	60,265	60,265	-	-	-
Music Instruments Project Number: 073185009	50,000	50,000	24,818	24,902	280	-
Village Elementary School						
Additional Computers to Close Gap Project Number: 162185002	181,000	180,991	180,991	-	-	-

* Project expenditures include, but are not limited to, construction costs, design costs, permitting costs, advertising costs during the planning and procurement phase, equipment, work orders, and Program Management fees.

There may be some additional financial activity on these projects as the final payments are made and all of the purchase orders are closed-out. When the projects are closed-out remaining balances (savings) are reported to the School Board and returned to the Capital Reserve.

This is a budget and expenditure activity report, and is not a construction status report.
The accompanying introduction and notes are an integral part of this budget activity report.



SMART Program Budget Activity Report

Completed and Meets Standard Projects Detail Schedule for Quarter Ended September 30, 2018



GOB Referendum Approved by Voters on 11/4/2014 - 46 Months Since Approval

School/ Project	Original Budget	Current Budget	Prior Years Expenditures	Commitments	Current Year Expenditures	Balance
Village Elementary School						
Wireless Network Upgrade and CAT 6 Data Port Upgrade Project Number: 162185003	41,000	41,000	41,000	-	-	-
Music Instruments Project Number: 162185009	50,000	50,000	18,927	31,073	-	-
Single Point of Entry Project Number: P.001835	195,000	195,000	166,172	7,096	218	21,514
Walker Elementary School						
Additional Computers to Close Gap Project Number: 032185002	69,000	68,849	68,849	-	-	-
Wireless Network Upgrade and CAT 6 Data Port Upgrade Project Number: 032185003	64,000	52,909	52,909	-	-	-
Music Instruments Project Number: 032185009	50,000	50,000	43,998	6,000	-	2
School Choice Enhancement Project Number: P.001771	100,000	100,000	99,804	-	-	196
Watkins Elementary School						
Technology Infrastructure Upgrade Project Number: 051185001	9,000	-	-	-	-	-
Additional Computers to Close Gap Project Number: 051185002	153,000	152,947	152,947	-	-	-
Wireless Network Upgrade and CAT 6 Data Port Upgrade Project Number: 051185003	46,000	38,164	38,164	-	-	-
School Choice - SMART Project Number: 051185008	100,000	100,000	-	-	-	100,000

* Project expenditures include, but are not limited to, construction costs, design costs, permitting costs, advertising costs during the planning and procurement phase, equipment, work orders, and Program Management fees.

There may be some additional financial activity on these projects as the final payments are made and all of the purchase orders are closed-out. When the projects are closed-out remaining balances (savings) are reported to the School Board and returned to the Capital Reserve.

This is a budget and expenditure activity report, and is not a construction status report.
The accompanying introduction and notes are an integral part of this budget activity report.



SMART Program Budget Activity Report

Completed and Meets Standard Projects Detail Schedule for Quarter Ended September 30, 2018



GOB Referendum Approved by Voters on 11/4/2014 - 46 Months Since Approval

School/ Project	Original Budget	Current Budget	Prior Years Expenditures	Commitments	Current Year Expenditures	Balance
Watkins Elementary School						
Music Instruments Project Number: 051185009	50,000	50,000	-	-	-	50,000
Facil Projects - SMART Project Number: 051185010	60,000	-	-	-	-	-
Welleby Elementary School						
Technology Infrastructure Upgrade Project Number: 288185001	82,000	40,322	40,322	-	-	-
Additional Computers to Close Gap Project Number: 288185002	166,000	165,922	165,922	-	-	-
Wireless Network Upgrade and CAT 6 Data Port Upgrade Project Number: 288185003	103,000	63,863	63,863	-	-	-
Facil Projects - SMART Project Number: 288185010	195,000	-	-	-	-	-
West Broward High School						
Additional Computers to Close Gap Project Number: 397185002	683,000	682,903	682,903	-	-	-
Wireless Network Upgrade and CAT 6 Data Port Upgrade Project Number: 397185003	83,000	82,949	82,949	-	-	-
Music Instruments Project Number: 397185009	300,000	300,000	299,974	-	-	26
School Choice Enhancement Project Number: P.001717	100,000	100,000	94,314	-	5,587	99
Track Resurfacing Project Number: P.002034	300,000	300,000	291,420	-	-	8,580

* Project expenditures include, but are not limited to, construction costs, design costs, permitting costs, advertising costs during the planning and procurement phase, equipment, work orders, and Program Management fees.

There may be some additional financial activity on these projects as the final payments are made and all of the purchase orders are closed-out. When the projects are closed-out remaining balances (savings) are reported to the School Board and returned to the Capital Reserve.

This is a budget and expenditure activity report, and is not a construction status report.
The accompanying introduction and notes are an integral part of this budget activity report.



SMART Program Budget Activity Report

Completed and Meets Standard Projects Detail Schedule for Quarter Ended September 30, 2018



GOB Referendum Approved by Voters on 11/4/2014 - 46 Months Since Approval

School/ Project	Original Budget	Current Budget	Prior Years Expenditures	Commitments	Current Year Expenditures	Balance
West Hollywood Elementary School						
Additional Computers to Close Gap Project Number: 016185002	141,000	140,855	140,855	-	-	-
Wireless Network Upgrade and CAT 6 Data Port Upgrade Project Number: 016185003	39,000	31,223	31,224	-	-	-1
Music Instruments Project Number: 016185009	50,000	50,000	34,223	15,768	-	9
School Choice Enhancement Project Number: P.001809	100,000	100,000	85,778	1,420	12,780	22
Westchester Elementary School						
Technology Infrastructure Upgrade Project Number: 268185001	52,000	20,852	20,852	-	-	-
Additional Computers to Close Gap Project Number: 268185002	205,000	204,859	204,859	-	-	-
Wireless Network Upgrade and CAT 6 Data Port Upgrade Project Number: 268185003	123,000	73,998	73,998	-	-	-
Music Instruments Project Number: 268185009	50,000	50,000	49,931	-	-	69
School Choice Enhancement Project Number: P.001705	100,000	100,000	-	31,000	-	69,000
Western High School						
Technology Infrastructure Upgrade Project Number: 283185001	297,000	255,229	255,229	-	-	-

* Project expenditures include, but are not limited to, construction costs, design costs, permitting costs, advertising costs during the planning and procurement phase, equipment, work orders, and Program Management fees.

There may be some additional financial activity on these projects as the final payments are made and all of the purchase orders are closed-out. When the projects are closed-out remaining balances (savings) are reported to the School Board and returned to the Capital Reserve.

This is a budget and expenditure activity report, and is not a construction status report.
The accompanying introduction and notes are an integral part of this budget activity report.



SMART Program Budget Activity Report

Completed and Meets Standard Projects Detail Schedule for Quarter Ended September 30, 2018



GOB Referendum Approved by Voters on 11/4/2014 - 46 Months Since Approval

School/ Project	Original Budget	Current Budget	Prior Years Expenditures	Commitments	Current Year Expenditures	Balance
Western High School						
Additional Computers to Close Gap Project Number: 283185002	668,000	667,869	667,869	-	-	-
Wireless Network Upgrade and CAT 6 Data Port Upgrade Project Number: 283185003	141,000	99,055	99,055	-	-	0
School Choice - SMART Project Number: 283185008	100,000	100,000	-	-	-	100,000
Music Instruments Project Number: 283185009	300,000	300,000	298,843	-	-	1,157
Track Resurfacing Project Number: p.002105	300,000	300,000	192,510	12,753	-	94,737
Weight Room Renovation Project Number: P.002153	121,000	121,000	1,778	7,220	112,002	-
Westglades Middle School						
Technology Infrastructure Upgrade Project Number: 387185001	215,000	157,117	157,117	-	-	-
Additional Computers to Close Gap Project Number: 387185002	304,000	303,928	303,928	-	-	-
Wireless Network Upgrade and CAT 6 Data Port Upgrade Project Number: 387185003	25,000	18,297	18,296	-	-	1
Music Instruments Project Number: 387185009	100,000	100,000	99,992	-	-	8
Single Point of Entry Project Number: P.001816	233,000	233,000	27,336	9,700	79,505	116,459

* Project expenditures include, but are not limited to, construction costs, design costs, permitting costs, advertising costs during the planning and procurement phase, equipment, work orders, and Program Management fees.

There may be some additional financial activity on these projects as the final payments are made and all of the purchase orders are closed-out. When the projects are closed-out remaining balances (savings) are reported to the School Board and returned to the Capital Reserve.

This is a budget and expenditure activity report, and is not a construction status report.
The accompanying introduction and notes are an integral part of this budget activity report.



SMART Program Budget Activity Report

Completed and Meets Standard Projects Detail Schedule for Quarter Ended September 30, 2018



GOB Referendum Approved by Voters on 11/4/2014 - 46 Months Since Approval

School/ Project	Original Budget	Current Budget	Prior Years Expenditures	Commitments	Current Year Expenditures	Balance
Westpine Middle School						
Technology Infrastructure Upgrade Project Number: 205285001	9,000	6,138	6,138	-	-	-
Additional Computers to Close Gap Project Number: 205285002	236,000	235,969	235,969	-	-	-
Wireless Network Upgrade and CAT 6 Data Port Upgrade Project Number: 205285003	136,000	109,275	109,275	-	-	-
Music Instruments Project Number: 205285009	100,000	100,000	99,991	-	-	9
Westwood Heights Elementary School						
Additional Computers to Close Gap Project Number: 063185002	82,000	81,941	81,941	-	-	-
Wireless Network Upgrade and CAT 6 Data Port Upgrade Project Number: 063185003	52,000	42,111	42,111	-	-	-
Music Instruments Project Number: 063185009	50,000	50,000	35,821	13,548	624	7
Whiddon-Rogers Education Center						
Technology Infrastructure Upgrade Project Number: 045285001	18,000	17,692	17,692	-	-	-
Additional Computers to Close Gap Project Number: 045285002	50,000	49,983	49,983	-	-	-
Wireless Network Upgrade and CAT 6 Data Port Upgrade Project Number: 045285003	136,000	132,232	132,232	-	-	-

* Project expenditures include, but are not limited to, construction costs, design costs, permitting costs, advertising costs during the planning and procurement phase, equipment, work orders, and Program Management fees.

There may be some additional financial activity on these projects as the final payments are made and all of the purchase orders are closed-out. When the projects are closed-out remaining balances (savings) are reported to the School Board and returned to the Capital Reserve.

This is a budget and expenditure activity report, and is not a construction status report.
The accompanying introduction and notes are an integral part of this budget activity report.



SMART Program Budget Activity Report

Completed and Meets Standard Projects Detail Schedule for Quarter Ended September 30, 2018



GOB Referendum Approved by Voters on 11/4/2014 - 46 Months Since Approval

School/ Project	Original Budget	Current Budget	Prior Years Expenditures	Commitments	Current Year Expenditures	Balance
Whiddon-Rogers Education Center						
Music Instruments Project Number: 045285009	50,000	50,000	49,999	-	-	1
School Choice Enhancement Project Number: P.001702	100,000	100,000	99,998	1	-	1
Whispering Pines Education Center						
Wireless Network Upgrade and CAT 6 Data Port Upgrade Project Number: 175285003	33,000	31,706	31,706	-	-	-
Wilton Manors Elementary School						
Additional Computers to Close Gap Project Number: 019185002	129,000	128,622	128,622	-	-	-
Wireless Network Upgrade and CAT 6 Data Port Upgrade Project Number: 019185003	40,000	-	-	-	-	-
Wingate Oaks Center						
Technology Infrastructure Upgrade Project Number: 099185001	103,000	102,986	102,986	-	-	-
Additional Computers to Close Gap Project Number: 099185002	11,000	10,967	10,967	-	-	-
Wireless Network Upgrade and CAT 6 Data Port Upgrade Project Number: 099185003	61,000	48,854	48,854	-	-	-
School Choice Enhancement Project Number: P.001929	100,000	100,000	9,502	19,603	31,225	39,670

* Project expenditures include, but are not limited to, construction costs, design costs, permitting costs, advertising costs during the planning and procurement phase, equipment, work orders, and Program Management fees.

There may be some additional financial activity on these projects as the final payments are made and all of the purchase orders are closed-out. When the projects are closed-out remaining balances (savings) are reported to the School Board and returned to the Capital Reserve.

This is a budget and expenditure activity report, and is not a construction status report.
The accompanying introduction and notes are an integral part of this budget activity report.



SMART Program Budget Activity Report

Completed and Meets Standard Projects Detail Schedule for Quarter Ended September 30, 2018



GOB Referendum Approved by Voters on 11/4/2014 - 46 Months Since Approval

School/ Project	Original Budget	Current Budget	Prior Years Expenditures	Commitments	Current Year Expenditures	Balance
Winston Park Elementary School						
Technology Infrastructure Upgrade Project Number: 309185001	73,000	73,000	73,000	-	-	-
Additional Computers to Close Gap Project Number: 309185002	360,000	359,978	359,978	-	-	-
Wireless Network Upgrade and CAT 6 Data Port Upgrade Project Number: 309185003	124,000	102,484	102,484	-	-	-
Music Instruments Project Number: 309185009	50,000	50,000	18,818	31,181	-	1
Young, Virginia Shuman Elementary School						
Technology Infrastructure Upgrade Project Number: 332185001	43,000	39,085	39,085	-	-	-
Additional Computers to Close Gap Project Number: 332185002	145,000	144,890	144,890	-	-	-
Wireless Network Upgrade and CAT 6 Data Port Upgrade Project Number: 332185003	84,000	50,932	50,932	-	-	-
Music Instruments Project Number: 332185009	50,000	50,000	13,360	11,842	24,795	3
Young, Walter C. Middle School						
Technology Infrastructure Upgrade Project Number: 300185001	182,000	155,271	155,271	-	-	-
Additional Computers to Close Gap Project Number: 300185002	212,000	211,976	211,976	-	-	-

* Project expenditures include, but are not limited to, construction costs, design costs, permitting costs, advertising costs during the planning and procurement phase, equipment, work orders, and Program Management fees.

There may be some additional financial activity on these projects as the final payments are made and all of the purchase orders are closed-out. When the projects are closed-out remaining balances (savings) are reported to the School Board and returned to the Capital Reserve.

This is a budget and expenditure activity report, and is not a construction status report.
The accompanying introduction and notes are an integral part of this budget activity report.



SMART Program Budget Activity Report

Completed and Meets Standard Projects Detail Schedule for Quarter Ended September 30, 2018



GOB Referendum Approved by Voters on 11/4/2014 - 46 Months Since Approval

School/ Project	Original Budget	Current Budget	Prior Years Expenditures	Commitments	Current Year Expenditures	Balance
Young, Walter C. Middle School						
Wireless Network Upgrade and CAT 6 Data Port Upgrade Project Number: 300185003	90,000	72,161	72,161	-	-	-
Music Instruments Project Number: 300185009	100,000	100,000	99,993	-	-	7
School Choice Enhancement Project Number: P.001961	100,000	100,000	92,422	1,168	-	6,410

* Project expenditures include, but are not limited to, construction costs, design costs, permitting costs, advertising costs during the planning and procurement phase, equipment, work orders, and Program Management fees.

There may be some additional financial activity on these projects as the final payments are made and all of the purchase orders are closed-out. When the projects are closed-out remaining balances (savings) are reported to the School Board and returned to the Capital Reserve.

This is a budget and expenditure activity report, and is not a construction status report.
The accompanying introduction and notes are an integral part of this budget activity report.



SMART Program Budget Activity Report

Completed and Meets Standard Projects Detail Schedule for Quarter Ended September 30, 2018



GOB Referendum Approved by Voters on 11/4/20146 - 46 Months Since Approval

	Original Budget	Current Budget	Prior Years Expenditures	Commitments	Current Year Expenditures	Balance
Projects Totals	\$130,546,700	\$116,465,871	\$106,978,493	\$1,709,736	\$1,972,359	\$5,805,283

* Project expenditures include, but are not limited to, construction costs, design costs, permitting costs, advertising costs during the planning and procurement phase, equipment, work orders, and Program Management fees.

There may be some additional financial activity on these projects as the final payments are made and all of the purchase orders are closed-out. When the projects are closed-out remaining balances (savings) are reported to the School Board and returned to the Capital Reserve.

This is a budget and expenditure activity report, and is not a construction status report.
The accompanying introduction and notes are an integral part of this budget activity report.



SMART Program Budget Activity Report

Remaining Projects Summary Schedule for Quarter Ended September 30, 2018

GOB Referendum Approved by Voters on 11/4/2014 - 46 Months Since Approval



GOB	Original Budget	Current Budget
Safety	\$ 114,000	\$ 114,000
Music & Art	1,212,000	1,212,000
Athletics	121,000	121,000
Renovation	8,325,000	8,325,000
GOB Total	\$ 9,772,000	\$ 9,772,000

Non-GOB	Original Budget	Current Budget
Music & Art	\$ 1,000,000	\$ 950,000
Renovation	5,300,000	5,606,736
Non-GOB Total	\$ 6,300,000	\$ 6,556,736

Total	\$ 16,072,000	\$ 16,328,736
--------------	----------------------	----------------------

SMART Program Budget Activity Report



Remaining Projects Detail Schedule for Quarter Ended September 30, 2018

GOB Referendum Approved by Voters on 11/4/2014 - 46 Months Since Approval

School	Project	Original Budget	Current Budget
Apollo Middle School	School Choice Enhancement	100,000	100,000
Atlantic West Elementary School	Music Equipment Replacement	50,000	50,000
Bennett Elementary School	School Choice Enhancement	100,000	100,000
Bethune, Mary M. Elementary School	School Choice Enhancement	100,000	100,000
Boulevard Heights Elementary School	Music Equipment Replacement	50,000	50,000
Bright Horizons Center	Music Equipment Replacement	50,000	50,000
Broward Estates Elementary School	Music Equipment Replacement	50,000	50,000
	School Choice Enhancement	100,000	100,000
Castle Hill Annex	School Choice Enhancement	100,000	100,000
Challenger Elementary School	School Choice Enhancement	100,000	100,000
Collins Elementary School	Music Equipment Replacement	50,000	50,000
Cooper City Elementary School	School Choice Enhancement	100,000	100,000
Cooper City High School	School Choice Enhancement	100,000	100,000
Coral Glades High School	School Choice Enhancement	100,000	100,000
Coral Springs Pre-K - 8	School Choice Enhancement	100,000	100,000
Country Hills Elementary School	School Choice Enhancement	100,000	100,000
Cresthaven Elementary School	School Choice Enhancement	100,000	100,000
Croissant Park Elementary School	School Choice Enhancement	100,000	100,000
Cross Creek School	School Choice Enhancement	100,000	100,000

* Project expenditures include, but are not limited to, construction costs, design costs, permitting costs, advertising costs during the planning and procurement phase, equipment, work orders, and Program Management fees.

This is a budget and expenditure activity report, and is not a construction status report.
The accompanying introduction and notes are an integral part of this report.



SMART Program Budget Activity Report



Remaining Projects Detail Schedule for Quarter Ended September 30, 2018

GOB Referendum Approved by Voters on 11/4/2014 - 46 Months Since Approval

School	Project	Original Budget	Current Budget
Crystal Lake Middle School	School Choice Enhancement	100,000	100,000
Cypress Run Education Center	Music Equipment Replacement	50,000	50,000
Dania Elementary School	School Choice Enhancement	100,000	100,000
Deerfield Beach High School	Media Center improvements	688,000	688,000
	Safety / Security Upgrade	114,000	114,000
	STEM Lab improvements	1,971,000	1,971,000
	Building Envelope Improvements (Roof, Window, Ext Wall, etc.)	836,000	836,000
	Electrical Improvements	303,000	303,000
	School Choice Enhancement	100,000	100,000
Deerfield Beach Middle School	School Choice Enhancement	100,000	100,000
Deerfield Park Elementary School	School Choice Enhancement	100,000	100,000
District Wide (Renovations)	SMART Program Reserve	-	1,099
Drew, Charles Family Resource Center	Music Equipment Replacement	50,000	50,000
Endeavour Primary Learning Center	School Choice Enhancement	100,000	100,000
Flanagan, Charles W. High School	School Choice Enhancement	100,000	100,000
Gulfstream Academy of Hallandale Beach K-8(Hallandale Elementary School)	School Choice Enhancement	100,000	100,000
Gulfstream Early Learning Center of Excellence	Conversion of Existing Space to Music and/or Art Lab(s)	606,000	606,000
	Music Room Renovation	521,000	521,000

* Project expenditures include, but are not limited to, construction costs, design costs, permitting costs, advertising costs during the planning and procurement phase, equipment, work orders, and Program Management fees.

This is a budget and expenditure activity report, and is not a construction status report.
The accompanying introduction and notes are an integral part of this report.



SMART Program Budget Activity Report



Remaining Projects Detail Schedule for Quarter Ended September 30, 2018

GOB Referendum Approved by Voters on 11/4/2014 - 46 Months Since Approval

School	Project	Original Budget	Current Budget
Gulfstream Early Learning Center of Excellence	HVAC exhaust hoods, kitchen HVAC improvements, and building envelope improvements related to the portable classrooms.	-	305,637
	Media Center improvements	157,000	157,000
	Art Room Renovation and Equipment	85,000	85,000
	Music Equipment Replacement	100,000	50,000
	School Choice Enhancement	100,000	100,000
Hallandale High School	School Choice Enhancement	100,000	100,000
Harbordale Elementary School	School Choice Enhancement	100,000	100,000
Henry D. Perry Education Center	Music Equipment Replacement	100,000	100,000
	School Choice Enhancement	100,000	100,000
Heron Heights Elementary School	School Choice Enhancement	100,000	100,000
Hollywood Central Elementary School	School Choice Enhancement	100,000	100,000
Hollywood Hills Elementary School	School Choice Enhancement	100,000	100,000
Lakeside Elementary School	School Choice Enhancement	100,000	100,000
Lanier-James Education Center	Music Equipment Replacement	50,000	50,000
Larkdale Elementary School	School Choice Enhancement	100,000	100,000
Lauderdale Manors Early Learning and Resource Center	Music Equipment Replacement	50,000	50,000
Lauderhill-Paul Turner Elementary School	School Choice Enhancement	100,000	100,000
Lyons Creek Middle School	School Choice Enhancement	100,000	100,000

* Project expenditures include, but are not limited to, construction costs, design costs, permitting costs, advertising costs during the planning and procurement phase, equipment, work orders, and Program Management fees.

This is a budget and expenditure activity report, and is not a construction status report.
The accompanying introduction and notes are an integral part of this report.



SMART Program Budget Activity Report



Remaining Projects Detail Schedule for Quarter Ended September 30, 2018

GOB Referendum Approved by Voters on 11/4/2014 - 46 Months Since Approval

School	Project	Original Budget	Current Budget
McNab Elementary School	School Choice Enhancement	100,000	100,000
Miramar High School	School Choice Enhancement	100,000	100,000
Monarch High School	School Choice Enhancement	100,000	100,000
New Renaissance Middle School	School Choice Enhancement	100,000	100,000
Nob Hill Elementary School	School Choice Enhancement	100,000	100,000
North Andrews Gardens Elementary School	School Choice Enhancement	100,000	100,000
Northeast High School	Weight Room Renovation	121,000	121,000
Nova Blanche Forman Elementary School	School Choice Enhancement	100,000	100,000
Nova Dwight D Eisenhower Elementary School	School Choice Enhancement	100,000	100,000
Oriole Elementary School	Music Equipment Replacement	50,000	50,000
Palm Cove Elementary School	School Choice Enhancement	100,000	100,000
Palmview Elementary School	School Choice Enhancement	100,000	100,000
Panther Run Elementary School	School Choice Enhancement	100,000	100,000
Park Ridge Elementary School	School Choice Enhancement	100,000	100,000
Park Springs Elementary School	School Choice Enhancement	100,000	100,000
Park Trails Elementary School	School Choice Enhancement	100,000	100,000
Parkside Elementary School	School Choice Enhancement	100,000	100,000
Parkway Middle School	School Choice Enhancement	100,000	100,000
Peters Elementary School	School Choice Enhancement	100,000	100,000

* Project expenditures include, but are not limited to, construction costs, design costs, permitting costs, advertising costs during the planning and procurement phase, equipment, work orders, and Program Management fees.

This is a budget and expenditure activity report, and is not a construction status report.
The accompanying introduction and notes are an integral part of this report.



SMART Program Budget Activity Report



Remaining Projects Detail Schedule for Quarter Ended September 30, 2018

GOB Referendum Approved by Voters on 11/4/2014 - 46 Months Since Approval

School	Project	Original Budget	Current Budget
Pine Ridge Education Center	Music Equipment Replacement	50,000	50,000
Pines Middle School	School Choice Enhancement	100,000	100,000
Plantation High School	School Choice Enhancement	100,000	100,000
Plantation Park Elementary School	School Choice Enhancement	100,000	100,000
Riverglades Elementary School	School Choice Enhancement	100,000	100,000
Riverland Elementary School	School Choice Enhancement	100,000	100,000
Riverside Elementary School	School Choice Enhancement	100,000	100,000
Rock Island Elementary School	Music Equipment Replacement	50,000	50,000
Sanders Park Elementary School	School Choice Enhancement	100,000	100,000
Sawgrass Elementary School	School Choice Enhancement	100,000	100,000
Seagull Alternative High School	Music Equipment Replacement	50,000	50,000
Sheridan Park Elementary School	School Choice Enhancement	100,000	100,000
Sheridan Technical Center	School Choice Enhancement	100,000	100,000
Sheridan Technical High School	Building Envelope Improvements (Roof, Window, Ext Wall, etc.)	1,448,000	1,448,000
	HVAC Improvements	622,000	622,000
	School Choice Enhancement	100,000	100,000
Silver Lakes Elementary School	School Choice Enhancement	100,000	100,000
Silver Lakes Middle School	School Choice Enhancement	100,000	100,000
Silver Palms Elementary School	School Choice Enhancement	100,000	100,000

* Project expenditures include, but are not limited to, construction costs, design costs, permitting costs, advertising costs during the planning and procurement phase, equipment, work orders, and Program Management fees.

This is a budget and expenditure activity report, and is not a construction status report.
The accompanying introduction and notes are an integral part of this report.



SMART Program Budget Activity Report



Remaining Projects Detail Schedule for Quarter Ended September 30, 2018

GOB Referendum Approved by Voters on 11/4/2014 - 46 Months Since Approval

School	Project	Original Budget	Current Budget
South Plantation High School	School Choice Enhancement	100,000	100,000
Stephen Foster Elementary School	School Choice Enhancement	100,000	100,000
Stoneman Douglas High School	School Choice Enhancement	100,000	100,000
Tequesta Trace Middle School	School Choice Enhancement	100,000	100,000
Thurgood Marshall Elementary School	Music Equipment Replacement	50,000	50,000
	School Choice Enhancement	100,000	100,000
Tradewinds Elementary School	School Choice Enhancement	100,000	100,000
Tropical Elementary School	School Choice Enhancement	100,000	100,000
Welleby Elementary School	School Choice Enhancement	100,000	100,000
Westglades Middle School	School Choice Enhancement	100,000	100,000
Westpine Middle School	School Choice Enhancement	100,000	100,000
Whispering Pines Education Center	School Choice Enhancement	100,000	100,000
	Music Equipment Replacement	50,000	50,000
Wilton Manors Elementary School	School Choice Enhancement	100,000	100,000
Wingate Oaks Center	Music Equipment Replacement	50,000	50,000

* Project expenditures include, but are not limited to, construction costs, design costs, permitting costs, advertising costs during the planning and procurement phase, equipment, work orders, and Program Management fees.

This is a budget and expenditure activity report, and is not a construction status report.
The accompanying introduction and notes are an integral part of this report.



SMART Program Budget Activity Report



Remaining Projects Detail Schedule for Quarter Ended September 30, 2018

GOB Referendum Approved by Voters on 11/4/2014 - 46 Months Since Approval

	Original Budget	Current Budget
Total	\$ 16,072,000	\$ 16,328,736

* Project expenditures include, but are not limited to, construction costs, design costs, permitting costs, advertising costs during the planning and procurement phase, equipment, work orders, and Program Management fees.

This is a budget and expenditure activity report, and is not a construction status report.
The accompanying introduction and notes are an integral part of this report.





Section 7

Supplier Diversity Outreach Program

Maurice Woods, Chief Strategy & Operations Officer

Introduction

Procurement and Warehousing Services (PWS)/ Supplier Diversity Outreach Program (SDOP) continues to support the SMART Bond Program. In the first quarter (Q1) of Fiscal Year 18-19, PWS/SDOP implemented additional Affirmative Procurement Initiatives (APIs), as part of our Continuous Improvement measures, to increase Emerging/ Small/ Minority/ Women-owned Business (E/S/M/WBE) participation on District contracts. Listed below are the activities for Q1:

- Continued the transition to eProcure Supplier Online Portal
- Hired new SDOP team members
- Updated SDOP Standard Operating Procedure
- Provided updates on Policy 3330 implementation
- Created a comprehensive marketing plan to include targeted outreach
- Implemented the Mentor Protégé Program
- Updated Pre-Solicitation language for ITB/RFQ, Professional Services and Construction Service Contracts
- Participated on the QSEC and PWS Bid activities
- Performed goal setting performance monitoring
- E/S/M/WBE Certification
- Reporting:
 - Monthly Utilization Reports
 - E/S/M/WBE monthly certification and Outreach reports
- Support Supplier Tuesday Teach Talks

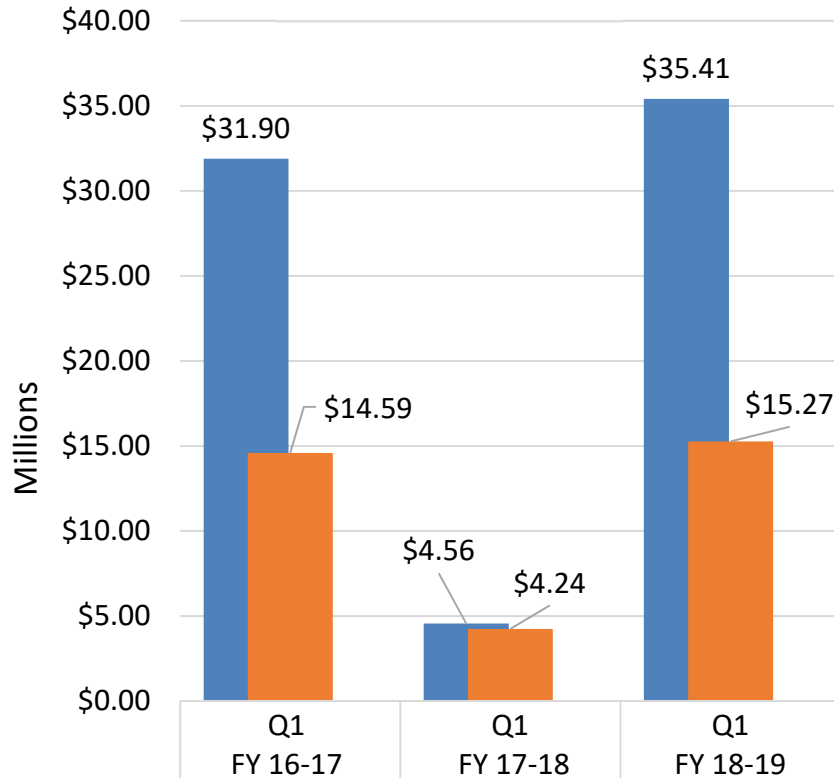
PWS/SDOP's E/S/M/WBE certification and contractor's pre-qualification process is now automated through eProcure. SDOP team has increased its outreach efforts, promoting new and upcoming SMART project opportunities, and rolling out an aggressive targeted outreach to recruit, develop and educate the tri-county business community on how to do business with Broward County Public Schools (BCPS).

PWS/SDOP Compliance evaluates E/S/M/WBE participation on contracts; monitoring and tracking compliance on all District contracts. It is important to note that the District-wide contract include funding in two (2) categories: District contracts and SMART projects in the areas of Safety Music and Arts, Athletics and Technology. For SMART projects in the aforementioned categories, the Procurement & Warehousing Services Department rely upon Capital Budget Department to provide spend data to analyze prime purchase order values. Only contracts under the Renovations category are identified and funded solely by the SMART program. The Chart below represents SMWBE Participation Commitments, a snap shot comparison of Q1 FY 17, 18 and 19.

Supplier Diversity Outreach Program



Introduction



■ TOTAL CONTRACT VALUE \$	\$31,895,639.41	\$4,558,750.00	\$35,413,221.59
■ TOTAL MWBE COMMITMENT \$	\$14,590,768.59	\$4,244,007.50	\$15,267,051.27
■ TOTAL MWBE COMMITMENT %	46%	93%	43%

	Q1 FY '17		Q1 FY '18		Q1 FY '19	
Ethnicity	MWBE Commitment \$ Q1 FY '17	MWBE Commitment % Q1 FY '17	MWBE Commitment \$ Q1 FY '18	MWBE Commitment % Q1 FY '18	MWBE Commitment \$ Q1 FY '19	MWBE Commitment % Q1 FY '19
African American MBE	\$3,208,495.49	22%	\$652,690.00	15%	\$3,644,173.54	24%
African American MWBE	\$0.00	0%	\$21,160.00	0.5%	\$0.00	1%
Subcontinent Asian MBE	\$975,480.67	7%	\$251,890.00	6%	\$191,250	0%
Subcontinent Asian MWBE	\$208,654.17	1%	\$1,436,250.00	34%	\$432,600	3%
Women Business Enterprise	\$16,826.57	0.1%	\$496,187.50	12%	\$2,858,105.92	19%
Hispanic-American SMWBE	\$149,792.69	1%	\$66,100.00	2%	\$2,121,160.93	14%
Hispanic-American MBE	\$10,016,825.05	69%	\$992,510.00	23%	\$5,467,970.87	36%
Asian Pacific MBE	\$14,693.96	0.1%	\$327,220.00	8%	\$14,250.00	0%
Asian Pacific MWBE	\$0.00	0%	\$0.00	0%	\$0.00	0%
TBD	\$0.00	0%	\$0.00	0%	\$537,540.00	3.5%
Total by Ethnicity/Gender	\$14,590,768.59		\$4,244,007.50		\$15,267,051.27	
Total Contract Amount \$	\$31,895,639.41		\$4,558,750.00		\$35,413,221.59	
Total MWBE Amount %		46%		93%		43%

Executive Summary

The Procurement and Warehousing Services' Supplier Diversity Outreach Program (SDOP) promotes inclusion and economic growth in support of the local Small business Community. With the focus on Continuous Improvement, and the Implementation of Policy 3330, SDOP continues to do its part by attending and hosting a variety of outreach events. The Goal is to educate, empower and connect the small business community to Procurement opportunities with SBBC.

The following standards help measure the success of our program:

- Outreach:
 - SDOP Team attends and hosts various Events in order to Educate and Recruit S/M/WBEs
 - Distribute courtesy emails of active solicitations.
- Certification:
 - The Team Vett, Qualify and recommend firms for SDOP's S/M/WBE Certification Program
- Compliance Team
 - Evaluate Proposals
 - Participate in the S/M/WBE Pre-Bid Meetings
- Participate in the Qualification Selection Evaluation Committee (QSEC).
- Monitor and Track all procurement activities for S/M/WBE involvement and Commitment
- Review of Pre Bid Solicitation Language for Policy 3330 implementation updates

In Q1 FY 19 PWS SDOP has Implemented the following:

- eProcure Supplier Online Portal
- Mentor Protégé program - Construction
- Policy 3330 Implementation updates – submitted for approval
- SDOP Standard Operating Procedures updated
- Direct Owner Purchasing Program

Between July1, 2018 and September 30, 2018 SDOP Participated in three (3) QSEC Evaluation meetings and scored 30 Construction related Proposals, and 28 non-construction proposals (approximately 58 proposals evaluated in Q1 FY19). The BOC SDOP Q1 update provides BCPS SMWBE certification data and a Q1 Outreach Events report with ROI. The items below reflect the information contained within the SDOP section of the BOC report for Q1, FY '19.

- SDOP Program Metrics
 1. SDOP Outreach Events Reports
 2. S/M/WBE Certification Program Activity
 3. SMART Bond S/M/WBE Contract Compliance
 - 3.1. QSEC Proposals Evaluated
 - 3.2. S/M/WBE Bond Report FY 19 Q1
 - 3.3. S/M/WBE Breakdown by SMART Category
 4. SMART Bond S/M/WBE Cumulative Spend
 - 4.1. Value of Purchase Orders Issued to S/M/WBE Firms per SMART Category
 - 4.2. Spend Per Quarter (FY 15 – Present)

SDOP PROGRAM METRICS

Reporting Period July 1st 2018 – September 30th, 2018

1. SDOP OUTREACH EVENTS REPORT

of Workshops - 6

of Trade Shows/Expos - 3

of Newspaper/Radio "Impressions" - 0

Total Outreach Events - 9**1. S/M/WBE CERTIFICATION PROGRAM ACTIVITY**

of Certifications 14

Tri County Reciprocal Certifications - 16

of Re-Certifications – 16

of Denials – 21

Total M/WBE Program Activity – 67**Total Number of S/M/WBE Certified Firms – 746****1. SMART BOND M/WBE CONTRACT COMPLIANCE****3.1** - # of QSEC Proposals Evaluated – 30**3.2** – M/WBE Bond Report FY '19 Q1

of Contracts with M/WBE Participation – 20

\$ Amount of Contracts with M/WBE Participation - \$35,413,221.59

\$ Amount of M/WBE Commitment - \$15,267,051.27

% of M/WBE Commitment – 43%

3.3 – M/WBE Breakdown by SMART Category**Note: Contract Compliance totals related to Design and Construction***1. SMART BOND M/WBE CUMULATIVE SPEND UP TO FY 19 Q1****4.1** – Value of Purchase Orders Issued to M/WBE Firms per SMART Category

\$ Amount of M/WBE Spend - \$76,333,067

% of M/WBE Prime Utilization – 32.28%

4.2 - Spend Per Quarter (FY 15 – Present)

3.2 MWBE BOND REPORT FY19 Q1

P #	RFP Title	School Name	Prime Vendor	MWBE Prime	Sub Contractor	Ethnicity	Basic Fee	MWBE \$	MWBE %
1982	Professional Design Services	Coral Springs Pre-K - 8 (f.k.a Coral Springs Elementary School)	RGD Consulting Engineers	Yes	RGD Consulting Engineers	Women-Business Enterprise (SWBE)	\$166,000	\$166,000	100%
2125	Professional Design Services	Mary M. Bethune Elementary School	RGD Consulting Engineers	Yes	RGD Consulting Engineers	Women-Business Enterprise (SWBE)	\$210,000	\$210,000	100%
2127	Professional Design Services	Sawgrass Elementary School	RGD Consulting Engineers	Yes	RGD Consulting Engineers	Women-Business Enterprise (SWBE)	\$180,000	\$180,000	100%
2129	Professional Design Services	Tradewinds Elementary School	Rodriguez Architects, Inc	Yes	Rodriguez Architects, Inc	Hispanic-American (S/M/W/BE)	\$113,000	\$79,100	70%
					Louis J. Aguirre & Associates	Hispanic-American (S/MBE)		\$33,900	30%
2130	Professional Design Services	Pines Middle School	Rodriguez Architects, Inc	Yes	Rodriguez Architects, Inc	Hispanic-American (S/M/W/BE)	\$28,000	\$19,600	70%
					Louis J. Aguirre & Associates	Hispanic-American (S/MBE)		\$8,400	30%

3.2 MWBE BOND REPORT FY19 Q1

P #	RFP Title	School Name	Prime Vendor	MWBE Prime	Sub Contractor	Ethnicity	Basic Fee	MWBE \$	MWBE %
2131	Professional Design Services	Westglades Middle School	RGD Consulting Engineers	Yes	RGD Consulting Engineers	Women-Business Enterprise (SWBE)	\$190,000	\$190,000	100%
2132	professional Design Services	Sanders Park Magnet School	DL Fields Consultants, LLC	Yes	DL Fields Consultants, LLC	Women-Business Enterprise (SWBE)	\$285,000	\$156,750	55%
					SGM Engineering LLC	Subcontinent-Asian American (S/MBE)		\$114,000	40%
					S&F Engineering Inc.	Asian-Pacific American (S/MBE)		\$14,250	5%
2133	Professional Design Services	Cooper City High School	Song & Associates, Inc.	Yes	Song & Associates, Inc.	Subcontinent-Asian American (S/MWBE)	\$515,000	\$432,600	84%
					Andrew Morgan Services	African-American (S/MBE)		\$5,150	1%
					SGM Engineering Inc.	Subcontinent-Asian American (S/MBE)		\$77,250	15%
2136	Professional Design Services	Plantation Park Elementary	Rodriguez Architects, Inc	Yes	Rodriguez Architects, Inc	Hispanic-American (S/MW/BE)	\$132,000	\$92,400	70%
					Louis J. Aguirre & Associates	Hispanic-American (S/MBE)		\$39,600	30%



3.2 MWBE BOND REPORT FY19 Q1

P #	RFP Title	School Name	Prime Vendor	MWBE Prime	Sub Contractor	Ethnicity	Basic Fee	MWBE \$	MWBE %
2145	Professional Design Services	Nova Eisenhower ES	RGD Consulting Engineers	Yes	RGD Consulting Engineers	Women-Business Enterprise (SWBE)	\$84,000	\$84,000	100%
2146	Professional Design Services	Silver Palms ES	RGD Consulting Engineers	Yes	RGD Consulting Engineers	Women-Business Enterprise (SWBE)	\$105,000	\$105,000	100%
2147	Professional Design Services	Heron Heights ES	RGD Consulting Engineers	Yes	RGD Consulting Engineers	Women-Business Enterprise (SWBE)	\$55,000	\$55,000	100%
2149	Professional Design Services	Nova Blanche Forman ES	RGD Consulting Engineers	Yes	RGD Consulting Engineers	Women-Business Enterprise (SWBE)	\$130,000	\$130,000	100%
2150	Professional Design Services	Cooper City Elementary School	RGD Consulting Engineers-	Yes	RGD Consulting Engineers-	Women-Business Enterprise (SWBE)	\$69,000	\$69,000	100%
1406	Construction	Silver Trail Middle School	C.B Constructors, Inc.	No	Rapid Act	Hispanic-American (S/MWBE)	\$4,876,455	\$1,316,643	27%

3.2 MWBE BOND REPORT FY19 Q1

P #	RFP Title	School Name	Prime Vendor	MWBE Prime	Sub Contractor	Ethnicity	Basic Fee	MWBE \$	MWBE %
1683	CMAR GMP 2	Stranahan High School	Gilbane Building Company	No	Coltec Engineering	Hispanic-American (S/MBE)	\$15,824,964	\$2,772,940	17%
					Applegate Interiors, Inc	Women-Business Enterprise (SWBE)		\$1,107,747	7%
					Women-Business Enterprise (SWBE)	Women-Business Enterprise (SWBE)		\$158,250	1%
					D. Stephenson Construction	African-American (S/MBE)		\$2,605,659	16%
					Al Hill Plumbing	African-American (S/MBE)		\$946,000	6%
					Schedule 10 Specialists, Inc	Women-Business Enterprise (SWBE)		\$158,249.64	1%
P.001683	Cost of Work	Stranahan High School	CM Fees		TBD	TBD	\$791,248	\$71,212.32	9%
			CM General Conditions		TBD	TBD	\$3,587,136	\$466,327.68	13%
P.001722	Construction	Eagle Ridge Elementary School	LEGO Construction Co.	Yes	Hispanic American (S/MBE)	Hispanic-American (S/MBE)	\$2,325,813	\$348,872	15%
					Coltec Engineering, Inc.	Hispanic-American (S/MBE)		\$1,209,423	52%



3.2 MWBE BOND REPORT FY19 Q1

P #	RFP Title	School Name	Prime Vendor	MWBE Prime	Sub Contractor	Ethnicity	Basic Fee	MWBE \$	MWBE %
1683	CMAR GMP 2	Stranahan High School	Gilbane Building Company	No	Coltec Engineering	Hispanic-American (S/MBE)	\$15,824,964	\$2,772,940	17%
					Appegate Interiors, Inc	Women-Business Enterprise (SWBE)		\$1,107,747	7%
					Women-Business Enterprise (SWBE)	Women-Business Enterprise (SWBE)		\$158,250	1%
					D. Stephenson Construction	African-American (S/MBE)		\$2,605,659	16%
					Al Hill Plumbing	African-American (S/MBE)		\$946,000	6%
					Schedule 10 Specialists, Inc	Women-Business Enterprise (SWBE)		\$158,249.64	1%
1683	Cost of Work	Stranahan High School	CM Fees		TBD	TBD	\$791,248	\$71,212.32	9%
			CM General Conditions		TBD	TBD	\$3,587,136	\$466,327.68	13%
1722	Construction	Eagle Ridge Elementary School	LEGO Construction Co.	Yes	Hispanic American (S/MBE)	Hispanic-American (S/MBE)	\$2,325,813	\$348,872	15%
					Coltec Engineering, Inc.	Hispanic-American (S/MBE)		\$1,209,423	52%

3.2 MWBE BOND REPORT FY19 Q1

P #	RFP Title	School Name	Prime Vendor	MWBE Prime	Sub Contractor	Ethnicity	Basic Fee	MWBE \$	MWBE %
P.001744	Construction	Piper High School	Core Construction Services	No	Tropic Fence, Inc	Women-Business Enterprise (SWBE)	\$537,251	\$77,364.14	14%
					I.B. Glazing Incorporated	African-American (S/MBE)		\$22,564.54	4%
					C.L Elias Constructin, Inc	Women-Business Enterprise (SWBE)		\$10,745.02	2%
1745	Construction	Griffin Elementary School	Anatom Construction	Yes	Anatom Construction	Hispanic-American (S/MBE)	\$3,296,363	\$890,018.01	27%
					Al Hill Plumbing Corporation	Hispanic-American (S/MBE)		\$164,818.15	5%
					Rapid Act, Inc	Hispanic-American (S/MW/BE)		\$527,418.08	16%
1926	Construction	Forest Hill Elementary	FHP Tectonics Corp	No	Al Hill Plumbing Corporation	African-American (S/MBE)	\$1,911,992	\$64,800	3%
					The Sandy Corp./	Hispanic-American (S/MW/BE)		\$86,000	4%
							\$35,413,222	\$15,267,051	43%

Broward County Public Schools (BCPS)
Procurement & Warehousing Services Department
Supplier Diversity Outreach Program
Outreach Events Report - as of September 30, 2018

Total # of Events
Fiscal Year to Date

9

Attendees

BCPS Event	Date	Description	Role	Prospective Pre-Qualified Contractors	Prospective E/S/M/WBE Companies	Pre-Qualified Contractors	Certified E/S/M/WBE Companies	BCPS Staff	Total	Total Certified E/S/M/WBE Companies Post-Event	% of Total Certified E/S/M/WBE Companies Post-Event
No	July 12, 2018	Broward County School Board Candidates Fundraiser	Event Attendee	0	3	3	5	1	20	0	0%
No	July 25, 2018	Biz to Biz Summer Business Trade Expo	Business Matchmaker	0	11	0	1	1	17	0	0%
No	August 9, 2018	Broward County Latin Entrepreneurs Networking Event	Business Matchmaker	0	7	0	0	1	15	0	0%
No	August 13, 2018	Broward County Black Chamber of Commerce Official Launch	Business Development	0	10	0	1	1	19	0	0%
No	August 23, 2018	Broward College Supplier Diversity Day	Business Matchmaker	0	33	0	10	3	49	0	0%
Yes	August 24, 2018	FAMU Federal Credit Union in Partnership with the Department of Economic Opportunity Black Business Loan Program Workshop	Business Development	0	12	0	0	4	17	0	0%

Broward County Public Schools (BCPS)
Procurement & Warehousing Services Department
Supplier Diversity Outreach Program
Outreach Events Report - as of September 30, 2018

Total # of Events
 Fiscal Year to Date

9

Attendees

BCPS Event	Date	Description	Role	Prospective Pre-Qualified Contractors	Prospective E/S/M/WBE Companies	Pre-Qualified Contractors	Certified E/S/M/WBE Companies	BCPS Staff	Total	Total Certified E/S/M/WBE Companies Post-Event	% of Total Certified E/S/M/WBE Companies Post-Event
No	August 30, 2018	South Florida Business Conference & Expo 2018	Business Matchmaker	0	30	0	0	1	32	0	0%
No	September 27, 2018	Miami-Dade County Super Bowl LIV Business Connect Informational Breakfast	Business Matchmaker	0	14	0	1	2	25	0	0%
No	September 28, 2018	Hispanic Unity Entrepreneur Summit 2018	Business Matchmaker	0	25	0	1	3	34	0	0%
Yes	October 5, 2018	Supplier Diversity & Outreach Program "Meet the Prime Lunch-n-Learn" Workshop, sponsored by Advanced Roofing, Inc.	Business Matchmaker	0	33	0	4	4	45	0	0%
No	October 6, 2018	Broward Veterans Expo	Business Matchmaker	0	0	0	0	2	26	0	0%
No	October 11, 2018	Broward County Government Business Development Workshop: FY19 Capital Projects and Contracting Opportunities	Training and Business Development	0	47	0	3	4	56	0	0%

**Broward County Public Schools (BCPS)
Procurement & Warehousing Services Department
Supplier Diversity Outreach Program
Outreach Events Report - as of September 30, 2018**

**Total # of Events
Fiscal Year to Date**

9

Attendees

BCPS Event	Date	Description	Role	Prospective Pre-Qualified Contractors	Prospective E/S/M/WBE Companies	Pre-Qualified Contractors	Certified E/S/M/WBE Companies	BCPS Staff	Total	Total Certified E/S/M/WBE Companies Post-Event	% of Total Certified E/S/M/WBE Companies Post-Event
No	October 17 & 18, 2018	Florida International Trade and Cultural Expo (FITCE)	Business Matchmaker	0	65	0	3	3	104	0	0%
No	October 17 & 18, 2018	Challenge HER Miami Opportunities for Women in Federal Contracting	Business Development Training								
No	October 19, 2018	36th Annual MedWeek 2018	Business Matchmaker	0	22	0	3	1	43	0	0%
Yes	October 19, 2018	Technical and Business Management courses in partnership with Florida Department of Transportation (FDOT) Part 1 of 4	Business Development Training								
No	October 22, 2018	The School District of Palm Beach County Town Hall and Trade Fair	Panelist & Exhibitor								
Yes	October 26, 2018	Technical and Business Management courses in partnership with Florida Department of Transportation (FDOT) Part 2 of 4	Business Development Training								

**Broward County Public Schools (BCPS)
Procurement & Warehousing Services Department
Supplier Diversity Outreach Program
Outreach Events Report - as of September 30, 2018**

Total # of Events
Fiscal Year to Date

9

Attendees

BCPS Event	Date	Description	Role	Prospective Pre-Qualified Contractors	Prospective E/S/M/WBE Companies	Pre-Qualified Contractors	Certified E/S/M/WBE Companies	BCPS Staff	Total	Total Certified E/S/M/WBE Companies Post-Event	% of Total Certified E/S/M/WBE Companies Post-Event
Yes	November 2, 2018	Technical and Business Management courses in partnership with Florida Department of Transportation (FDOT) Part 3 of 4	Business Development Training								
Yes	November 9, 2018	Technical and Business Management courses in partnership with Florida Department of Transportation (FDOT) Part 4 of 4	Business Development Training								
Yes	November 29, 2018	PWS Vendor Opportunity PowerNet in Partnership with the Florida State Minority Supplier Development Council (SFMSDC)	Business Matchmaker								
Yes	December 7, 2018	Supplier Diversity & Outreach Program "Meet the Prime Lunch-n-Learn" Workshop, sponsor Grace & Naeem Uddin, Inc.	Business Matchmaker								
Yes	January 25, 2019	Supplier Diversity & Outreach Program "Meet the Prime Lunch-n-Learn" Workshop, sponsored by Link Construction Group	Business Matchmaker								

**Broward County Public Schools (BCPS)
Procurement & Warehousing Services Department
Supplier Diversity Outreach Program
Outreach Events Report - as of September 30, 2018**

Total # of Events
Fiscal Year to Date

9

Attendees

BCPS Event	Date	Description	Role	Prospective Pre-Qualified Contractors	Prospective E/S/M/WBE Companies	Pre-Qualified Contractors	Certified E/S/M/WBE Companies	BCPS Staff	Total	Total Certified E/S/M/WBE Companies Post-Event	% of Total Certified E/S/M/WBE Companies Post-Event
Yes	March 1, 2019	Technical and Business Management courses in partnership with Florida Department of Transportation (FDOT) Part 1 of 4	Business Development Training								
Yes	March 8, 2019	Technical and Business Management courses in partnership with Florida Department of Transportation (FDOT) Part 2 of 4	Business Development Training								
Yes	March 15, 2019	Technical and Business Management courses in partnership with Florida Department of Transportation (FDOT) Part 3 of 4	Business Development Training								
Yes	March 22, 2019	Technical and Business Management courses in partnership with Florida Department of Transportation (FDOT) Part 4 of 4	Business Development Training								
No	April 23, 2019	Florida State Minority Supplier Development Council (SFMSDC) 34th Annual Business Expo	Business Matchmaker								
			Total # of Attendees Fiscal Year To Date	0	312	3	32	31	502	0	0.00%

* Average % of S/M/WBE Certifications Per Event



PROCUREMENT & WAREHOUSING SERVICES

E/S/M/WBE REPORT

E/S/M/WBE PROGRAM ACTIVITY AS OF SEPTEMBER 30, 2018

TOTAL NUMBER OF CERTIFIED COMPANIES	746
Total Number of SBE Certified Companies	62
Total Number of MBE Certified Companies	322
Total Number of M/WBE Certified Companies	228
Total Number of WBE Certified Companies	134

COMPANIES BY INDUSTRIES	SBE COMPANIES	MBE COMPANIES	M/WBE COMPANIES	WBE COMPANIES	TOTAL COMPANIES
Commodities (Supplies)	6	28	32	22	88
Construction	17	132	68	37	254
Professional Services	16	99	53	37	205
Other Contractual Services/ Business Services	30	110	97	55	292
*Grand Total	69	369	250	151	839

* The total number does not match with the total number of certified companies, because there are companies that provide services/goods in more than one business category, generating duplicated records.

APPLICATIONS PROCESSED	FISCAL YEAR 2016-2017	FISCAL YEAR 2017-2018	REPORT Sept 18, 2018	REPORT Sept 30, 2018	FISCAL YEAR-TO-DATE
Total Approved Applications	265	286	6	3	46
New Certifications	170	87	3	3	14
Tri-County Reciprocal Certifications	N/A	91	1	3	16
Re-Certifications	95	108	2	7	16
Total Denied Applications	23	25	0	13	21
Total Applications Processed	288	311	6	16	67

NOTE: The 13 denied applications did not have significant business presence. (Firms are located outside the Tri-County area.)

APPLICATIONS IN QUEUE	FISCAL YEAR 2016-2017	FISCAL YEAR 2017-2018	REPORT SEPTEMBER 18, 2018	REPORT SEPTEMBER 30, 2018
New Applications	22	22	9	25
Carried Over Applications (Reviewed and pending additional information)	23	32	12	11
Total Applications in the Queue	45	54	21	36

E/S/M/WBE CERTIFICATIONS & RE-CERTIFICATIONS BY ETHNICITY/ GENDER

Ethnicity/ Gender	# Female-Owned Firms	% Female-Owned Firms	# Male-Owned Firms	% Male-Owned Firms	Total Number	Total %
African-American	106	14.21%	157	21.05%	263	35%
Asian-American	19	2.55%	22	2.95%	41	5%
Hispanic-American	99	13.27%	146	19.57%	245	33%
Caucasian American (WBE)	134	17.96%	0	0.00%	134	18%
Native American	0	0.00%	1	0.13%	1	0%
**Non-Minority (SBE)	17	2.28%	45	6.03%	62	8%
Grand Total and %	375	50.27%	371	49.73%	746	100%

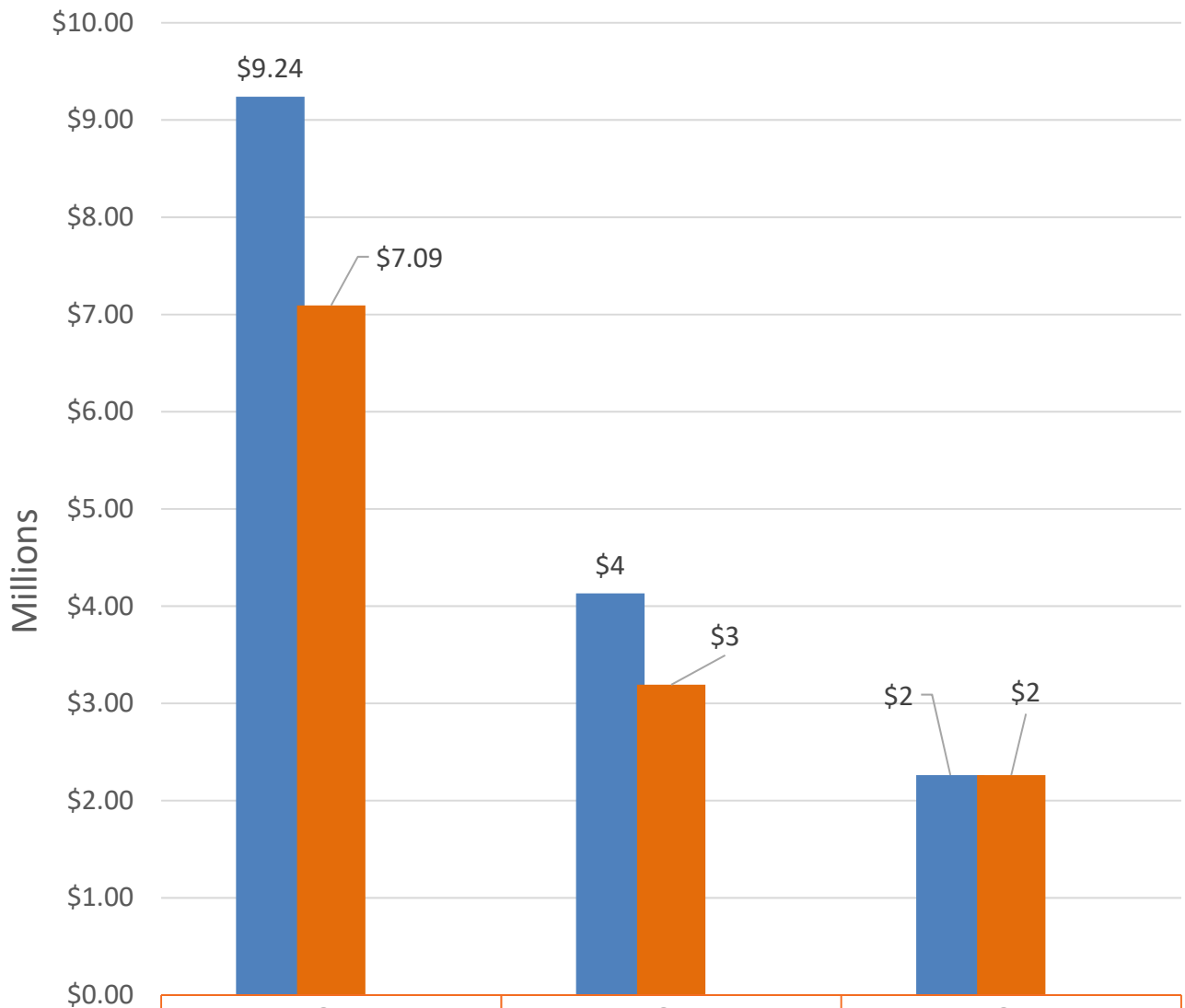
**Non-Minority (SBE) is defined as firms certified as Small Business Enterprises and do not include ethnicity as a certification factor.

Prepared on 10/10/2018

QSEC Meetings

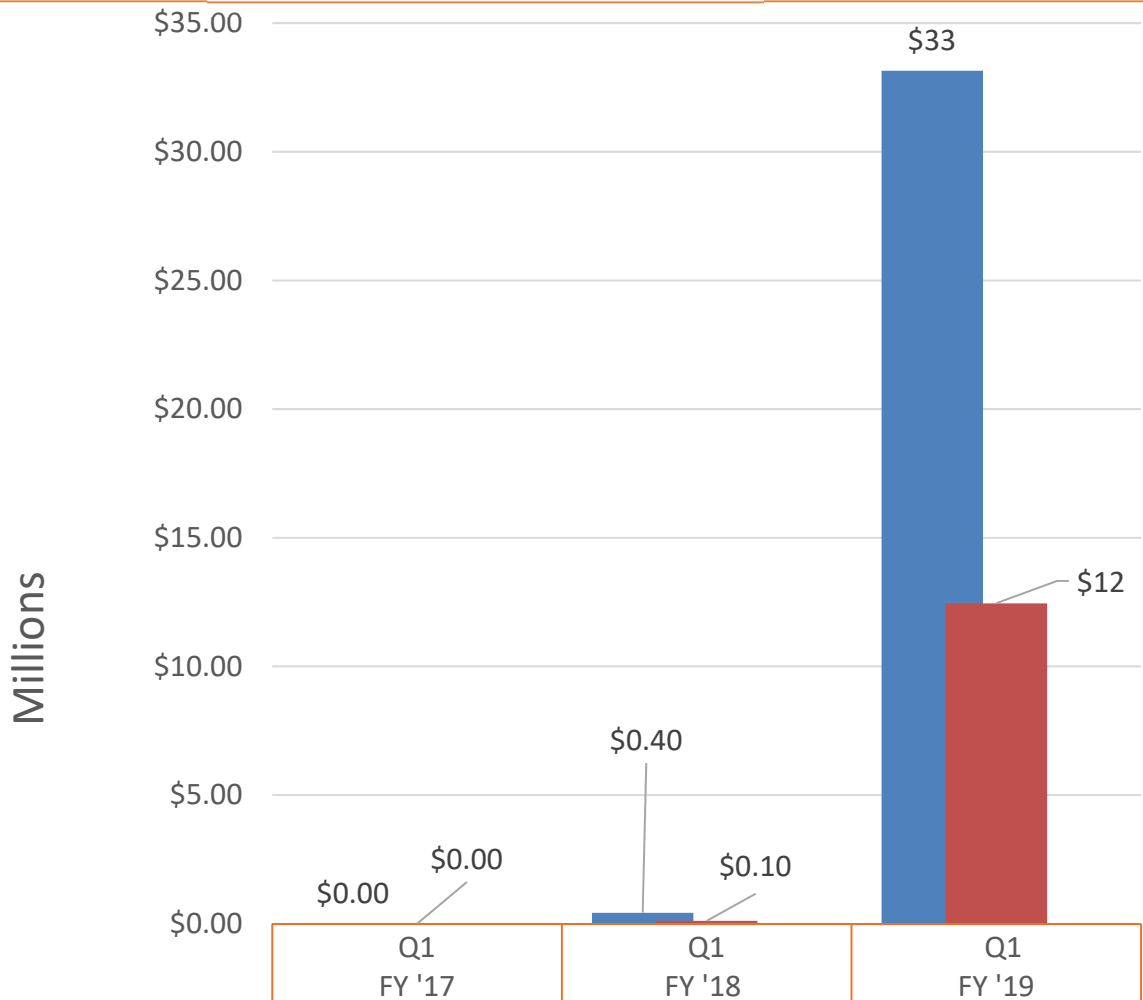
QSEC Meeting Dates	RFQ	List of Proposers	Shortlisted firms	Selected Firm
Monday, August 27, 2018 9:00am	19-018C Design Professional Services Package A: Creshaven Elementary / Silver Lakes Middle / New Renaissance Middle Package B: Deerfield Beach Middle / Lyons Creek Middle / Monarch High	Alleguez Architecture, Inc., CES Engineering Services, LLC Crain Atlantis Engineering, Inc. D. L. Fields Consultants, LLC D/B/A DLFC Architects KVH Architects, P.A. LVS Associates, M.C. Harry & Associates, Inc., Rodriguez Architects, Inc. , Sol-Arch, Inc., Tamara Peacock Company Architects of Florida Via Design Studio Wolfberg Alvarez & Partners LVS Associates	CES Engineering Services, LLC D. L. Fields Consultants, LLC D/B/A DLFC Architects KVH Architects, P.A. Wolfberg Alvarez & Partners	Package A: CES Engineering Services, LLC
				Package B: D.L. Fields Consultants, D/B/A DLFC Architects
Thursday, September 20, 2018 9:00am	19-063C Construction Manager at Risk Services Stoneman Douglas High School New Addition to Replace Building 12	Core Construction Services of Florida, LLC, Gilbane Building Company Hedrick Brothers Construction Co. Inc. James B. Pirtle Construction Company, Inc. D/B/A Pirtle Construction Company OHL Building, Inc. Skanska USA Building , Inc. The Morganti Group, Inc. The Weitz Company, LLC Turner Construction Company	Skanska USA Building , Inc. The Weitz Company, LLC James B. Pirtle Construction Company, Inc. D/B/A Pirtle Construction Company Turner Construction Company	James B. Pirtle Construction Company, Inc. D/B/A Pirtle Construction Company
Wednesday, September 26, 2018 9:00am	19-062C Construction Manager at Risk Services Stranahan High School Cafeteria Renovation / Addition	Asset Builders, LLC D/B/A Messam Construction, Gilbane Building Company, Gulf Building, LLC, H.A. Contracting Corp Lego Construction Co. , OHL Building, Inc., T & G Corporation D/B/A T & G Constructors, Thornton Construction Company, Inc., Turner Construction Company	Thornton Construction Company, Inc. Turner Construction Company	Thornton Construction Company, Inc.

Professional Design Services



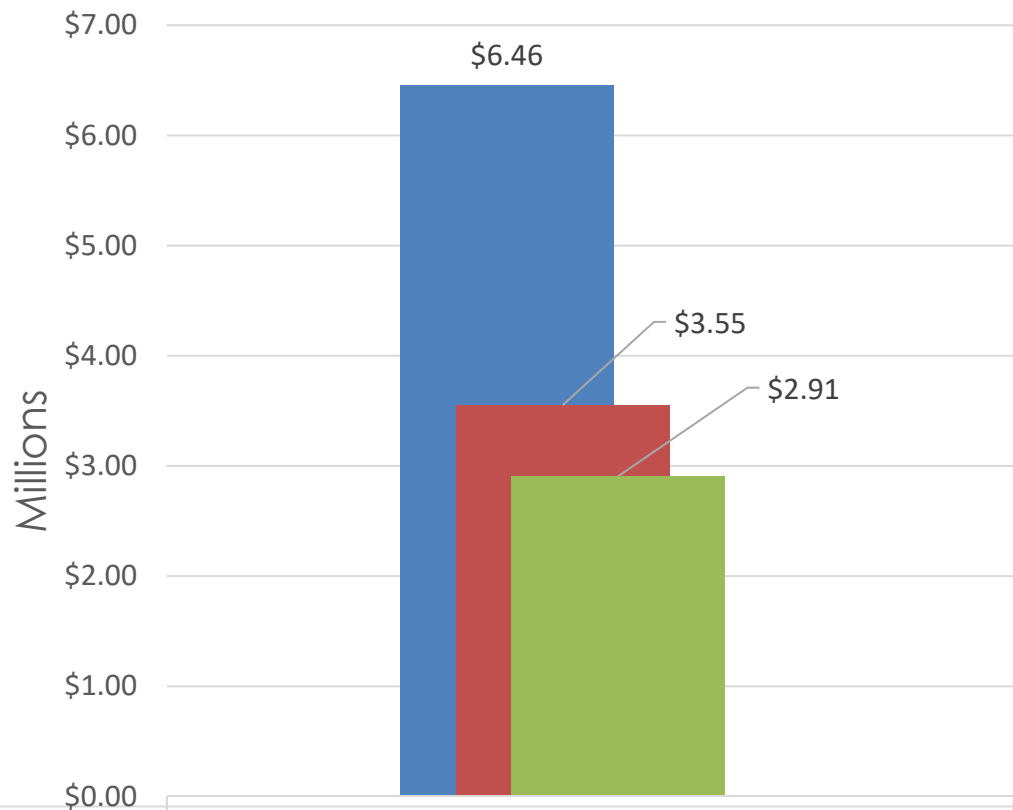
	Q1 FY '17	Q1 FY '18	Q1 FY '19
■ Professional Services Contract Value \$	\$9,239,634.30	\$4,132,000	\$2,262,000
■ S/M/WBE \$ / Professional Services	\$7,093,748.40	\$3,191,820	\$2,262,000
■ S/M/WBE % / Professional Services	77%	77%	100%

Construction



■ TOTAL CONTRACT AMOUNT (CONSTRUCTION) \$	\$0.00	\$426,750	\$33,151,222
■ S/M/WBE COMMITMENT AMOUNT - (CONSTRUCTION) \$	\$0.00	\$106,688	\$12,452,724
■ S/M/WBE COMMITMENT AMOUNT (CONSTRUCTION) %	\$0.00	25%	37.6%

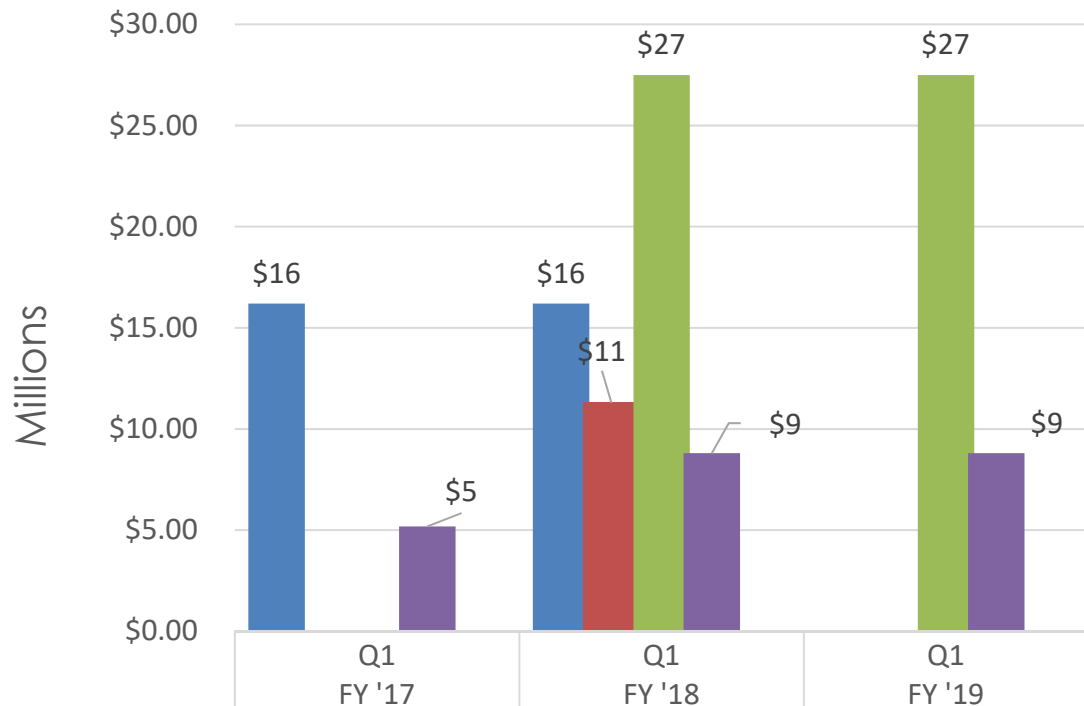
Cost and Program Control Services



■ TOTAL CONTRACT AMOUNT \$	\$6,456,073.00
■ NON-M/WBE \$	\$3,550,840.15
■ M/WBE COMMITMENT \$	\$2,905,232.85
■ TOTAL MWBE COMMITMENT %	45%

UTILIZATION REPORT (AS OF SEPT. 30, 2018)						
	SUBCONSULTANT	TOTAL CONTRACT VALUE	MWBE \$	\$ PAID TO MWBE TO DATE	% PAID TO MWBE TO DATE	TOTAL % PAID TO DATE
Atkins North America, Inc.	Construction Management Services, Inc (CMS)	\$6,456,073	\$2,570,479	\$2,402,394	37%	41%
	Absolute Civil Engineering Solutions, LLC (ACES)		\$301,935	\$253,924	4%	

Owner's Representative Services SMWBE Commitment

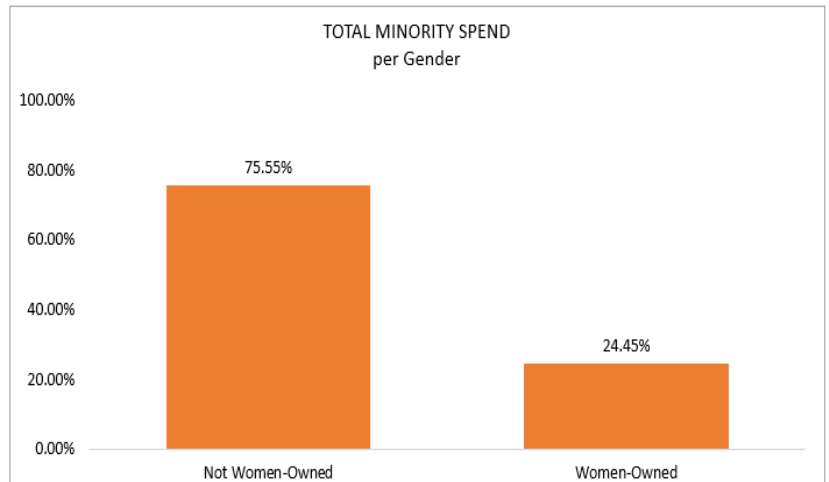
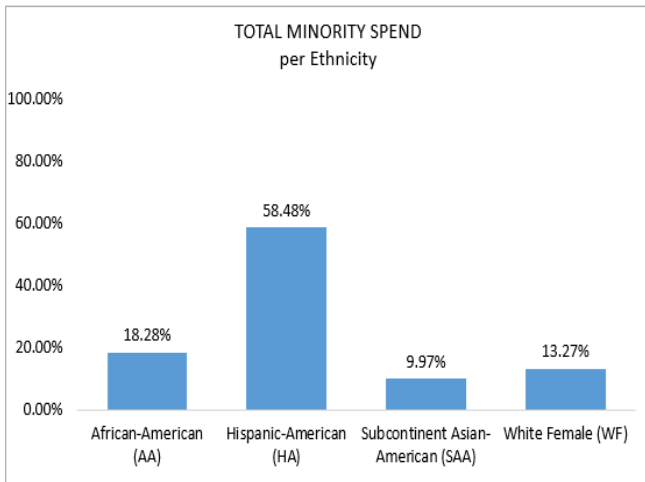


Original Contract Value	\$	\$16,200,000	\$16,200,000	
Amendment 1 - Value	\$	\$0	\$11,298,000	\$0
Total Contract Adjusted Value	\$	\$0	\$27,498,000	\$27,498,000
MWBE Commitment	\$	\$5,184,000	\$8,799,360	\$8,799,360
SMWBE COMMITMENT %		32%	32%	32%

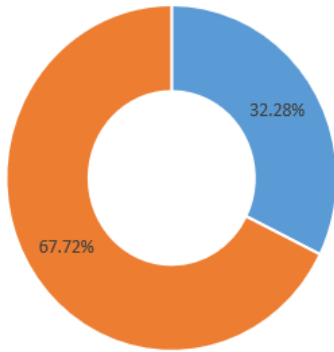
UTILIZATION REPORT (AS OF SEPT 30, 2018)		SUBCONSULTANT	TOTAL CONTRACT VALUE \$	MWBE \$	\$ PAID TO MWBE TO DATE	% PAID TO MWBE TO DATE
Heery International, Inc	De Zayas-Bitar Const. Co.	\$27,498,000.00	\$2,174,321.33	\$2,174,321.33	8%	
	Garth Solutions		\$2,746,393.58	\$2,746,393.58	10%	
	Keith & Associates		\$2,411,209.58	\$2,411,209.58	9%	
	BACH		\$675,119.90	\$675,119.90	2%	

Value of Purchase Orders Issued to M/WBE Firms per SMART Category

S		M		A		R		T	
Safety ONLY	\$4,641,464	Music & Arts ONLY	\$0	Athletics ONLY	\$10,700	Renovation ONLY	\$8,347,174	Technology ONLY	\$0
						Renovation and Athletics	\$150,000		
						Renovation and Safety	\$43,166,379		
						Renovation and Music & Art	\$7,977,188		
						Renovation, Safety, and M&A	\$7,413,492		
						Renovation, Safety, and Ath.	\$4,574,670		
						Renovation, Athletics, M&A	\$52,000		
\$4,641,464		\$0		\$10,700		\$71,680,902		\$0	
\$76,333,067									



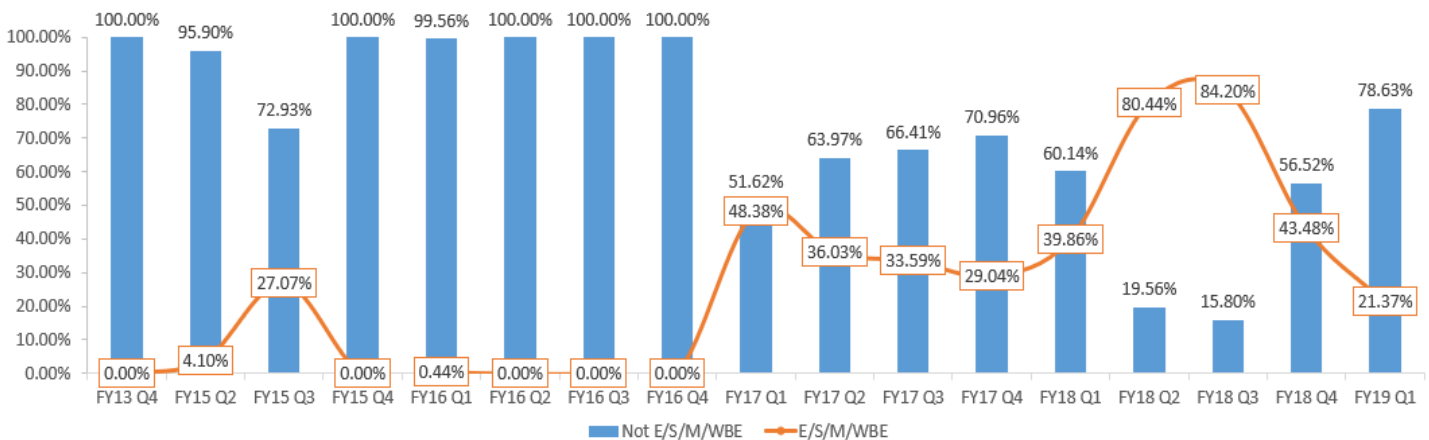
Spend Per Quarter FY 15 – Present



SPEND FOR SMART PURCHASE ORDERS
Based on E/S/MWBE Status

■ E/S/M/WBE

SPEND PER QUARTER (FY15 - PRESENT)
E/S/M/WBE vs Not E/S/M/WBE





Section 8

Communications

Yvonne Garth, Garth Solutions/
CBRE | Heery

COMMUNICATIONS EXECUTIVE SUMMARY

COMMUNICATIONS by the numbers



Principal
Letters

14



Outreach
Events

24



PCM
Meetings

7



Tweets

17

In Focus: SMART in the Community

This quarter, the SMART team doubled down on its commitment to engage individual schools and their surrounding communities through face-to-face outreach coupled with print and digital media. In total, 31 public meetings were held to continue promoting clarity and understanding between all involved parties and stakeholders – keeping parents, administrators, and the districts at large up to date with the SMART storyline.

During one of these events, the Facilities Meeting for Stranahan High School, parents got a first look at the newly renovated pool. Although outside of the SMART Program's scope of work, the near-complete renovation managed by CBRE | Heery exhibited the impact a single project can have on a school, reinforcing enthusiasm for upcoming enhancements. News that SMART Project contractors had mobilized on Stranahan's campus was another welcome announcement, and provided further information on the important project milestone to those in attendance.



What's New This Quarter?

DISTRICT AT A GLANCE PAMPHLET

A comprehensive pamphlet was created to equip Board Members with an effective way to keep constituents in their respective District up to date with SMART Program news and developments.

BOARD MILESTONES ONLINE

To add additional clarity to how progress is communicated to the public, the key Board Milestones were added to the SMART website in addition to the SMART Update publication.

OVERSIZED POSTER BOARDS

At the Back to School Board Meeting, large informative poster boards were displayed in the lobby of KCW while the meeting was underway, allowing meeting attendees and the public to view key accomplishments and future projections.

Look Ahead

Since close of the reporting period on September 31, 2018, additional materials have been created and dispersed, including the SMART at a Glance Backpack Piece. Further details on that initiative and others will be available in the next report.



PROJECT CHARTER MEETINGS (PCM)

PROJECT CHARTER MEETINGS by the numbers

This past quarter the Communications Team has focused on community meetings to update parents and staff regarding SMART projects at their school.




7
This Quarter

83
Total To Date

Project Charter Meetings continue to serve as effective means of communication between the SMART Program Team, school administrations, and surrounding communities. PCMs also provide the appointed Project Manager a chance to highlight milestones and address concerns directly. The materials used to build attendance, distribute information, and present key highlights are shown below.

PCM Pamphlet

PCM Invite



PCM Presentation



PROJECT CHARTER MEETINGS (PCM)

7-09-2018	Park Trails ES
7-24-2018	Morrow ES
8-02-2018	Riverglades ES
8-08-2018	Pines Lakes ES
8-29-2018	Silver Palms ES
9-11-2018	Forest Hills ES
9-24-2018	Griffin ES



OUTREACH EVENTS

EVENTS by the numbers

Outreach Events vary in purpose and format, but serve the essential function of enhancing and sustaining an engagement with the public on all things SMART.



Outreach
Events

24

This Quarter

159

Total To Date

7-10-2018	Cypress Elementary – Primary Renovations Progress Meeting
7-17-2018	Westglades Elementary – Kick-Off Meeting
7-24-2018	Coral Springs Pre K-8 – Kick-Off Meeting
7-24-2018	Cypress Elementary – Primary Renovations Progress Meeting
7-24-2018	Miramar High – SPE Media Event
8-07-2018	Cypress Elementary – Primary Renovations Progress Meeting
8-13-2018	Olsen Middle – SPE Ribbon Cutting Ceremony
8-21-2018	Plantation Park Elementary – Kick-Off Meeting
8-21-2018	Cypress Elementary – Primary Renovations Progress Meeting
8-22-2018	Falcon Cove Middle – Community Meeting
8-23-2018	Pines Middle – Kick-Off Meeting
8-24-2018	Heron Heights Elementary – Kick-Off Meeting
8-28-2018	Griffin Elementary – SPE Pre-Construction Meeting
8-28-2018	Tradewinds Elementary – Kick-Off Meeting
8-28-2018	Crystal Lake Middle – Kick-Off Meeting
9-04-2018	Cypress Elementary – Primary Renovations Progress Meeting
9-06-2018	Charles Flanagan High – Pre-Construction Meeting
9-12-2018	Forest Hills Elementary – Pre-Construction Meeting
9-12-2018	Stranahan High – Facility Community Meeting
9-17-2018	Northeast High – Facility Community Meeting
9-28-2018	Bayview Elementary – Pre-Construction Meeting
8-24-2018	The Black Business Loan Program Workshop
9-21-2018	Meet the Prime – Sponsored by Link Construction Group



OUTREACH EVENTS



Olsen Middle School
SPE Ribbon Cutting Ceremony



Falcon Cove Middle School
Community Meeting



Forest Hills Elementary
Kick-Off Meeting



Coral Springs Pre K - 8
Kick-Off Meeting



Stranahan High School
Facility Community Meeting

BOARD APPROVAL Principal Letters

As a SMART Facilities Project progresses through Planning and Completion, principals are made aware of any new **Board Approval Milestones** along with relevant information regarding expectations and procedure.



Principal Letters

14



School Board approves key processes of individual SMART projects, usually in the transition from one phase to the next.



School principals are notified by the Executive Director of the SMART Program, including congratulations and important information.



Board approval principal letters help schools understand the status of SMART projects.



NOW AVAILABLE ONLINE:

BOARD MILESTONES EXPLAINED

PRINCIPAL LETTERS ANNOUNCING BOARD APPROVAL

7-24-2018	Approved Authorization to Advertise for Bids, Pembroke Pines Elementary School , CES Engineering Services, LLC, SMART Program Renovations, Project No. P.001864
7-24-2018	Approved Authorization to Advertise for Bids, Boyd H. Anderson High School , M.C. Harry and Associates, Inc., SMART Program Renovations, Project No. P.001846
7-24-2018	Approved Construction Bid Recommendation of \$500,000 or Greater, Griffin Elementary School , Anatom Construction Company, SMART Program Renovations, Project No. P.001745
7-24-2018	Approved Construction Bid Recommendation of \$500,000 or Greater, Silver Trail Middle School , CB Constructors, Inc., SMART Program Renovations, Project No. P.001406
7-24-2018	Approved Professional Services Agreement (Construction Management at Risk Project Delivery), LIVS Associates, LLC, Stranahan High School , New Cafeteria Addition/Renovations, Project No. P.002163, RFQ 18-172C
8-07-2018	Approved Authorization to Advertise for Bids, Broadview Elementary School , M.C. Harry and Associates, Inc., SMART Program Renovations, Project No. P.001638
8-07-2018	Approved Authorization to Advertise for Bids, Dave Thomas Education Center , The Tamara Peacock Company Architects of Florida, Inc., SMART Program Renovations, Project No. P.001972
8-07-2018	Approved Authorization to Advertise for Bids, Norcrest Elementary School , The Tamara Peacock Company Architects of Florida, Inc., SMART Program Renovations, Project No. P.001969
8-07-2018	Approved Authorization to Advertise for Bids, Sunset Lakes Elementary School , The Tamara Peacock Company Architects of Florida, Inc., SMART Program Renovations, Project No. P.001971
8-07-2018	Approved Construction Bid Recommendation of \$500,000 or Greater, Quiet Waters Elementary School , Anatom Construction Company, SMART Program Renovations, Project No. P.001754
9-05-2018	Approved Authorization to Advertise for Bids, William Dandy Middle School , Jorge A. Gutierrez Architect, LLC, SMART Program Renovations, Project No. P.001900
9-05-2018	Approved Authorization to Advertise for Bids, Royal Palm STEM Museum Magnet (f.k.a. Royal Palm Elementary School) , Jorge A. Gutierrez Architect, LLC., SMART Program Renovations, Project No. P.001896
9-05-2018	Approved Authorization to Advertise for Bids, Pines Lakes Elementary School - Pembroke Pines, Laura M. Perez and Associates, Inc., SMART Program Renovations, Project No. P.002004
9-05-2018	Approved Construction Bid Recommendation of \$500,000 or Greater, Palm Cove Elementary School , LEGO Construction Co., SMART Program Renovations, Project No. P.001885

BCPS Twitter Activity



Tweets

17



Connect with us for weekly updates

#BCPSSMARTFutures

8-20-2018	New TV studio system, auditorium sound system, music equipment and outdoor picnic tables @WestBrowardHigh thanks to the @browardschools SMART Program #BCPSSMARTFutures
8-20-2018	Promise kept... Students, faculty and @piperprincipal at Piper High School and District staff celebrated their completed weight room with a ribbon cutting, thanks to #BCPSSMARTFutures @browardschools
8-20-2018	Students and staff at @PHSAcademy welcomed new picnic tables and a brand-new sound system equipped with microphones for the main auditorium, the mini auditorium, and the gymnasium. @browardschools #PiperPrincipal #BCPSSMARTFutures
8-20-2018	Students @Glades_MS are engaged with 21st century technology with new tablets, laptops, iPads and recordex, along with P.E. equipment, books and a new camera for the TV production system. @browardschools #BCPSSMARTFutures
8-20-2018	School Choice Enhancement Program items @Annabel_C_Perry include student laptops, golf carts, outdoor furniture, digital marquee, floor mats and front door wrap thanks to @browardschools #BCPSSMARTFutures
8-20-2018	Charles Drew Family Resource Center campus is now equipped with brand new office furniture, outdoor furniture and technology, such as microphones, elmo boards, speakers and laptops thanks to @browardschools #BCPSSMARTFutures
8-20-2018	Crews stayed busy this summer at @Eagle_Ridge1 with SMART Bond improvements #BCPSSMARTFUTURES @browardschools



BCPS Twitter Activity (contd.)

8-20-2018	Upgraded playground, a new golf cart, iPads and laptops, thanks to SMART Program @Flamingo_Elem @browardschools #BCPSSMARTFutures
8-20-2018	Great job this summer by our student interns from @StranahanDragon & @Blanche_Ely #BCPSSMARTFutures @browardschools . We are proud of you and look forward to seeing great things from each of you.
9-16-2018	Couldn't resist giving community members a preview of the @StranahanDragon pool which is nearing completion @browardschools #BCPSProud @SBBCBrinkworth
9-16-2018	@StranahanDragon received a SMART update and were excited to hear that the contractor has mobilized, and that implementation has begun. #BCPSSMARTFUTURES @browardschools
9-20-2018	Great turnout as #BCPSSMARTFutures team presented to our parents and community members a SMART update about their expanded SMART renovations that will include a new 24 classroom addition, flex lab space and additional renovated education spaces.
9-20-2018	Thanks to #BCPSSMARTFutures , @NHS_Magnet is ready for rainy days with a new canopy structure @browardschools
9-23-2018	Congratulations to the #BCPSSMARTFutures program management team for gaining recognition for exposing @StranahanDragon & @blanche_ely students to a world of engineering and construction since 2016. #BCPSProud
9-29-2018	#BCPSSMARTFutures Renovations are making progress @CoconutCreekES with fire sprinklers, restroom upgrades, replacement of ceiling tiles, & new media center flooring complete. Re-roofing is now 75% complete and fire alarm and ventilation improvements are underway. @browardschools
9-30-2018	Students at Mirror Lake Elementary are enjoying their #BCPSSMARTFutures items: laptops, printers, P.E. equipment, PA system, classroom furniture, & music equipment. @browardschools @MarlenVeliz1
9-30-2018	Provided 21st century technology to the next generation of leaders at @EHSPHOTOS , thanks to the #BCPSSMARTFutures School Choice Enhancement Program @browardschools

